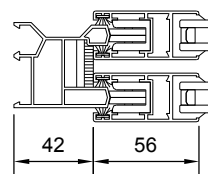
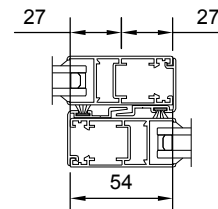


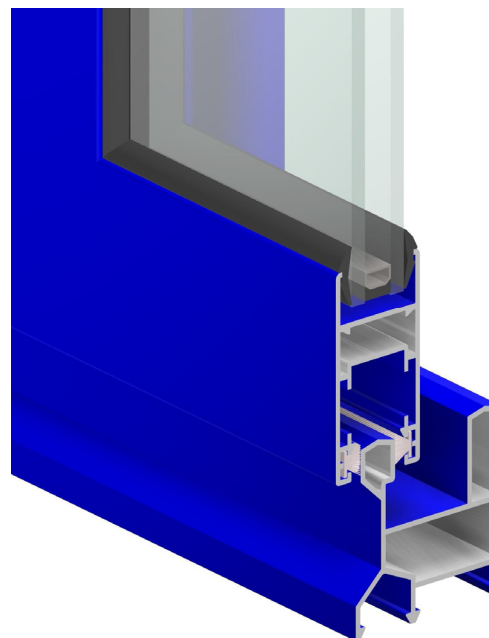
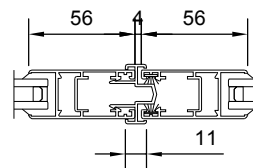
Marco Perimetral



Nudo Central



Cierre 4 hojas



Descripción

- Carpintería corredera montada a 45°.
- Marco de 40 y 45 mm y hoja de 25.9 mm.
- Espesor medio en marcos y hojas de 1.4.
- Juntas de estanqueidad con burletes.
- Huevo de acristalamiento de 10 y 22 mm..

Ensayos Marcado CE

Medidas de ensayos: 2.400x1.500: 3.60 m²

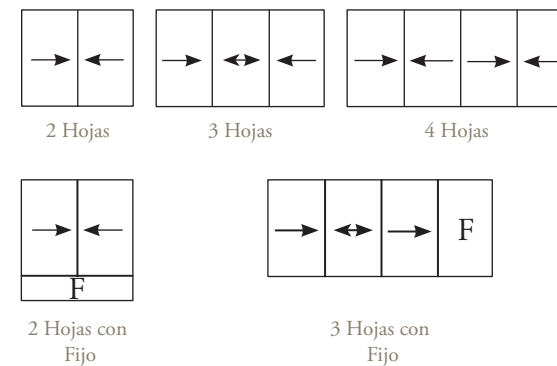
AIRE	2
AGUA	2A
VIENTO	C1
TÉRMICA	U _w = 3.1 W/m ²
ACÚSTICA	R _w 26(-1;-2) dB

Transmitancia térmica calculada para carpintería de 4.31 m² con vidrio bajo emisivo 4/10/4

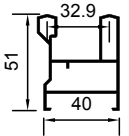
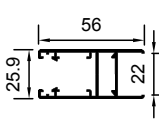
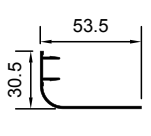
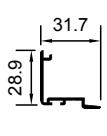
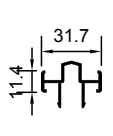
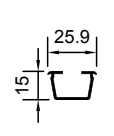
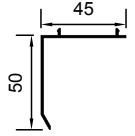
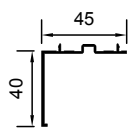
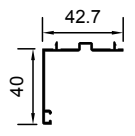
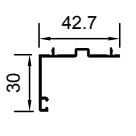
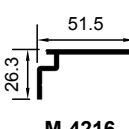
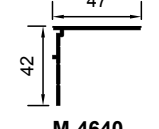
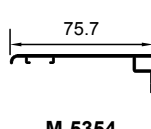
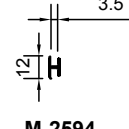
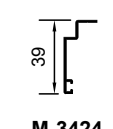
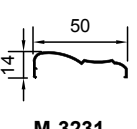
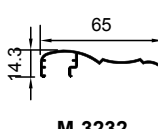
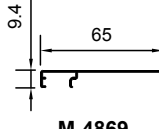
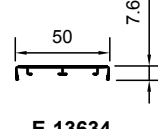
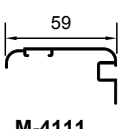
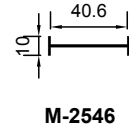
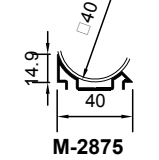
Atenuación acústica para carpintería con una superficie inferior a 3.60 m²

Aperturas

Ventanas




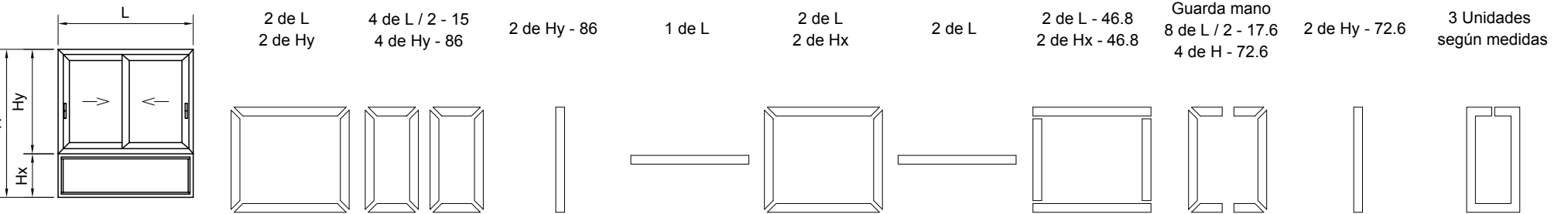
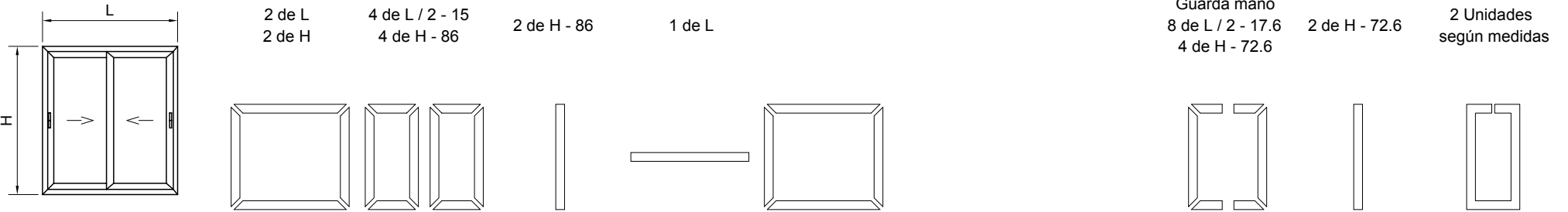
Perfiles CP99

 M-3525	 M-3967	 M-3289	 M-3288	 M-3290	 M-4197	 M-1131	 M-1544	 M-4156	 M-2986
 M-4216	 M-4640	 M-5354	 M-2594	 M-3424	 M-3231	 M-3232	 M-4869	 E-13634	 M-4111
 M-2546	 M-2875								

Secciones CP99



NOTA: Las medidas indicadas son orientativas, pudiendo variar según el tipo de herraje. Rogamos verifiquen las mismas antes de cortar material en serie.



Secciones CP99



M-3525



M-3967



M-3288



M-3290



M-3289



FS-2

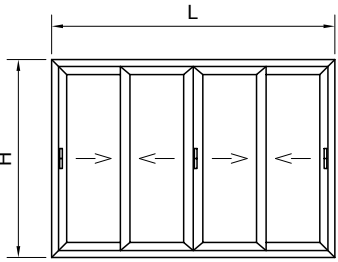


FS-2

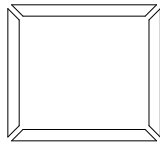


JUNTA
EXT. - INT.


NOTA: Las medidas indicadas son orientativas, pudiendo variar según el tipo de herraje. Rogamos verifiquen las mismas antes de cortar material en serie.



2 de L
2 de H



8 de L / 4 + 6
8 de H - 86




4 de H - 86



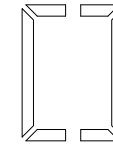
1 de H - 86



1 de L



8 de L / 4 - 17.6
8 de L / 4 - 16.7
6 de H - 72.6



4 de H - 72.6



4 Unidades
según medidas

