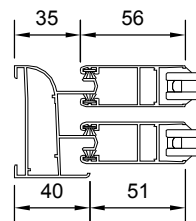
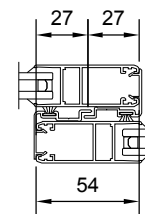


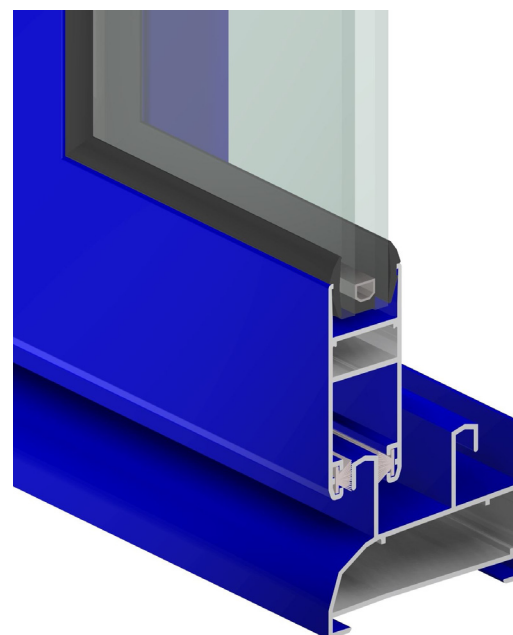

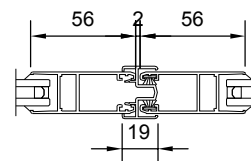
Marco Perimetral



Nudo Central



Cierre 4 hojas



Descripción

- Carpintería corredera montada a 45°.
- Marco de 59.5 mm y hoja de 22 mm.
- Espesor medio en marcos y hojas de 1.3.
- Juntas de estanqueidad con burletes.
- Huevo de acristalamiento de 8 y 19 mm..

Ensayos Marcado CE

Medidas de ensayos: 1.380x1.770 : 2.44 m²

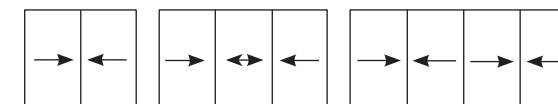
AIRE	3
AGUA	5A
VIENTO	C5
TÉRMICA	U _w = 3.3W/m ²
ACÚSTICA	R _w 25(0;-1) dB

Transmitancia térmica calculada para carpintería de 4.31 m² con vidrio bajo emisivo 4/16/4

Atenuación acústica para carpintería con una superficie inferior a 3.10 m²

Aperturas

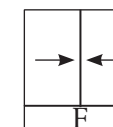
Ventanas



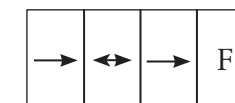
2 Hojas

3 Hojas

4 Hojas

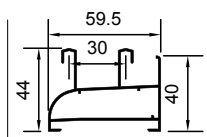


2 Hojas con Fijo

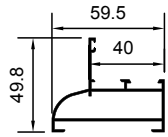


3 Hojas con Fijo

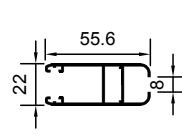
Perfiles EURO 2000



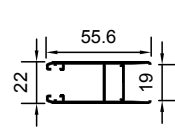
M-3602



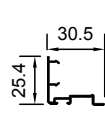
M-3606



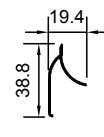
M-3603



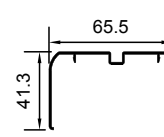
M-3604



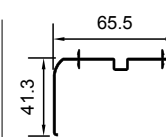
M-3605



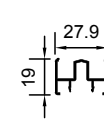
M-3609



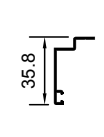
M-3754



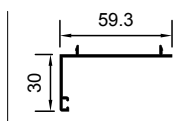
M-3755



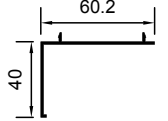
M-3607



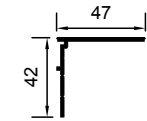
M-3608



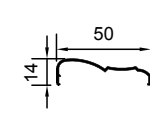
M-2209



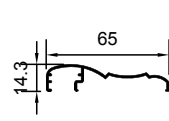
M-2537



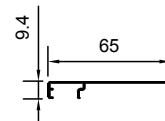
M-4640



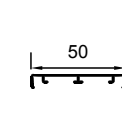
M-3231



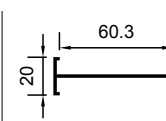
M-3232



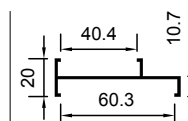
M-4869



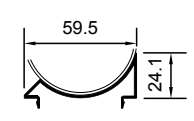
E-13634



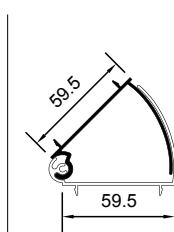
M-1078



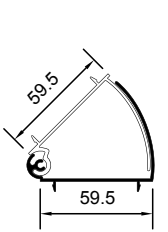
M-2193



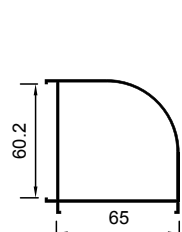
M-2876



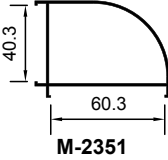
M-3880



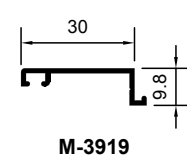
M-3879



M-2124

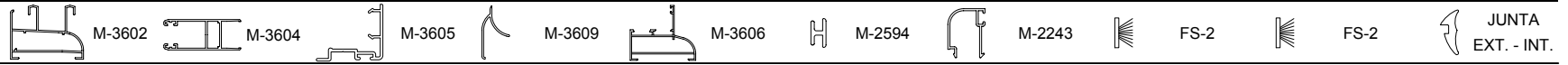


M-2351



M-3919

Secciones EURO 2000



NOTA: Las medidas indicadas son orientativas, pudiendo variar según el tipo de herraje. Rogamos verifiquen las mismas antes de cortar material en serie.

2 de L
2 de H

4 de L / 2 - 7.8
4 de H - 70

2 de H - 178

1 de L

Guarda mano
8 de L / 2 - 17.6
4 de H - 72.6

2 de H - 72.6

2 Unidades según medidas

2 de L
2 de Hy

4 de L / 2 - 7.8
4 de H - 70

2 de H - 178

1 de L

2 de L
2 de Hx

2 de L

2 de L - 46.8
2 de Hx - 46.8

Guarda mano
8 de L / 2 - 17.6
4 de H - 72.6

2 de Hy - 72.6

3 Unidades según medidas

2 de L
2 de H

4 de L / 3 - 7.8
2 de L / 3 + 54.4
6 de H - 70

4 de H - 178

1 de L

8 de L / 3 - 17.6
4 de L / 3 + 37.4
4 de H - 72.6

4 de H - 72.6

3 Unidades según medidas

Secciones EURO 2000

NOTA: Las medidas indicadas son orientativas, pudiendo variar según el tipo de herraje. Rogamos verifiquen las mismas antes de cortar material en serie.



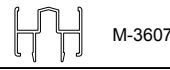
M-3602



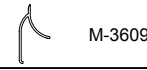
M-3604



M-3605



M-3607



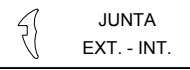
M-3609



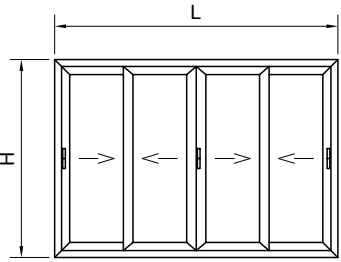
FS-2



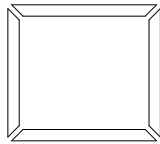
FS-2




JUNTA
EXT. - INT.



2 de L
2 de H



8 de L / 4 - 7.8
8 de L / 4 - 26.5
8 de H - 70




4 de H - 178



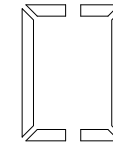
1 de H - 70



1 de L



8 de L / 4 - 17.6
8 de L / 4 - 16.7
6 de H - 72.6



4 de H - 72.6



4 Unidades
según medidas

