



HYDRO

M-800™

Sliding Glass Door

Hydro M-800™ Series R20-LC30† rated Sliding Glass Doors are designed for residential applications, including single and multifamily developments, and similar uses. Systems feature field-reversible doors, heavy-duty construction, and insulating glass for reliable thermal and acoustic performance.

GENERAL INFORMATION

M-800 Sliding Glass Doors are available in a range of frame options. Doors are available in two- and three-panel field reversible models, as well as four-panel† configurations. Two-panel model – fully reversible for either OX or XO operation. Three- and four-panel models – exclusive Versi-Jamb™ allows choice of four different panel arrangements from a single model – OXLO, OXRO, XOO, or OOX (OXXO available by special order).

SYMMETRICAL MEETING RAILS:

Permit panel reversibility

FULL-PERIMETER WEATHER STRIPPING:

- Fixed panel – vinyl weather stripping
- Sliding panel – pile weather stripping

SLIDING GLASS DOORS:

Completely fabricated at the factory and shipped knocked down (KD) ready-to-assemble. Carton includes all hardware and screws. Glazing vinyl shipped as specified.

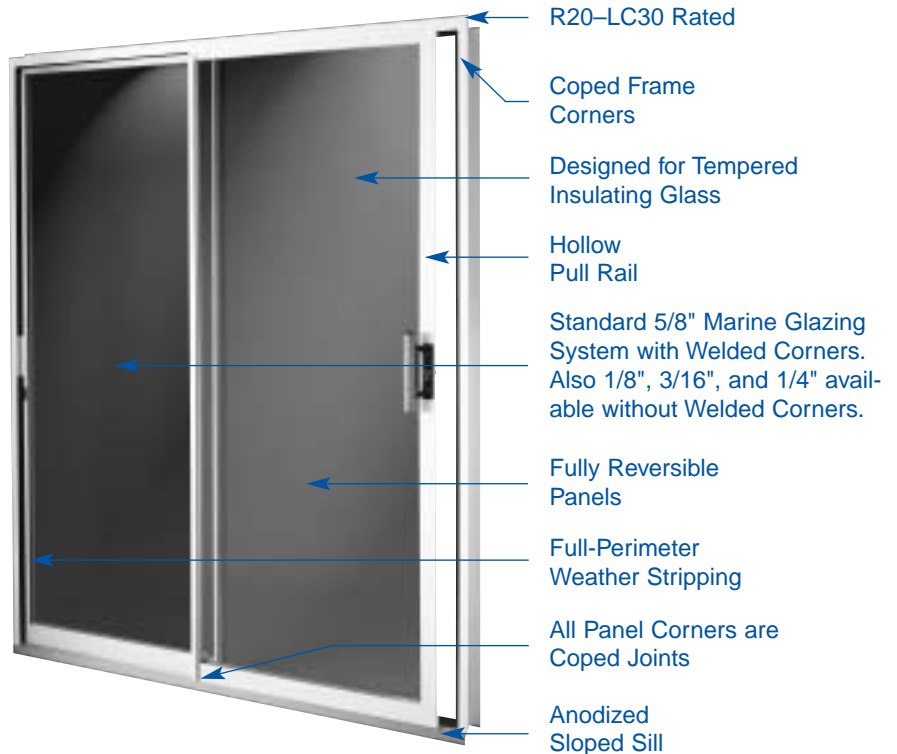
EASY-ADJUST HEIGHT:

Sliding panel can be easily adjusted for height. Wheels can be lowered or raised 1/4" by adjusting screw at each end of panel.

SCREENS: (Optional) Available completely assembled; reversible for OX or XO installation.

OPTIONS:

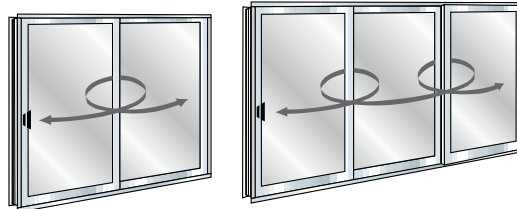
- Screens
- Key locks
- Sun room adapters
- Tandem ball bearing wheels



HYDRO M-800 STANDARD SIZES*

Nominal Size	Actual Size	Rough Opening	Glass Size (No. of Panels)
5/0 X 6/8	59" X 80-3/8"	59-1/2" X 80-7/8"	28" X 76" (2)
6/0 X 6/8	71" X 80-3/8"	71-1/2" X 80-7/8"	34" X 76" (2)
8/0 X 6/8	95" X 80-3/8"	95-1/2" X 80-7/8"	46" X 76" (2)
9/0 X 6/8	107" X 80-3/8"	107-1/2" X 80-7/8"	34" X 76" (3)
12/0 X 6/8	143" X 80-3/8"	143-1/2" X 80-7/8"	46" X 76" (3)

Fully Reversible



STORM DOORS: (Optional) M-1200 Sliding Glass Storm Doors install over existing M-800 doors for additional sound insulation and protection from the elements.

M-800 Series two- and three-panel doors are completely reversible during installation.

*Custom sizes available

†M-800 doors are AAMA certified. For maximum size and configuration options, consult with factory.

Hydro M-800 Series Sliding Glass Doors

SPECIFICATIONS

PERFORMANCE: Tested to meet or exceed AAMA/NWDA 101/I.S.2-97. R20 performance level. Upgrades to LC25 or LC30 available.

MATERIAL: Main frame and panel members are constructed of extruded aluminum alloy 6063-T5. Exposed fasteners are stainless steel.

FINISH: Frame, sill, and panels are available in standard colors (white, bronze and sandstone) and in a wide range of finishes that meet AAMA 2603, 2604, and 2605 specifications. Also available in AAMA Class I and Class II clear and bronze anodized finishes.

FRAME: Frame consists of a head, sill, and jambs designed to be fastened with screws and sealed to form a weather-tight joint.

SLIDING PANEL: Corners of sliding panels are coped, lapped, and fastened with screws to form a weather-tight joint. Two ball-bearing wheels provided in the rail are lubricated and sealed, and are easily adjustable after installation.

FIXED PANEL: Corners of fixed panels are coped and fastened with screws. Panels are retained in the main frame by brackets and fasteners.

WEATHER STRIPPING: Perimeter of sliding panel is pile weather stripped. The fixed panel is weather stripped with specially designed vinyl equal to commercial standard AAMA 702-00.

HARDWARE: Pull and latch set is of sturdy construction and reversible for installation on either side of door. The set meets ASTM F842-97 Forced Entry Specifications and is designed not to damage the latch if the sliding panel is closed with the latch in the locked position. Sliding panel rolls on adjustable, lubricated, and sealed ball-bearing rollers that meet AAMA 906-96 Specifications for Aluminum Sliding Glass Door Roller Assemblies. Custom pulls available upon request.

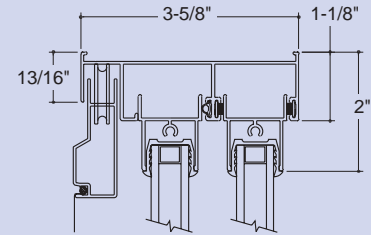
GLAZING: All doors to be glazed in accordance with ANSI Z97.1-97. Glass is secured in the panel by one-piece marine glazing system. All stock doors will have 5/8-inch marine glazing system with welded corners as standard. Other options available include 1/8-inch, 3/16-inch and 1/4-inch without welded corners.

SCREENS: (Optional) Available completely assembled and reversible for OX or XO operation. Screen door and frame finished to match.

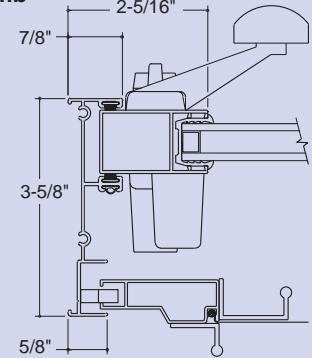
ASSEMBLY-INSTALLATION: Assembly and installation shall be done by others in accordance with Hydro Aluminum standard installation instructions and standard construction and industry practices. All mounting and assembly screws are furnished with the door.

Construction Details

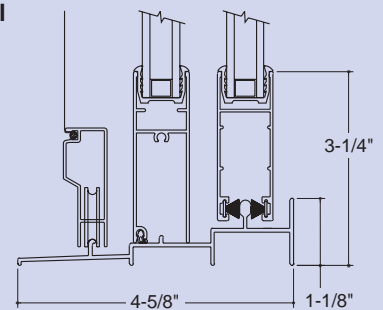
Head



Jamb



Sill



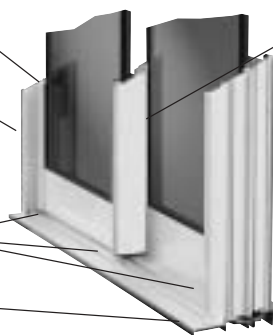
FEATURES AND BENEFITS

Glazing Options: 1/8", 3/16", 1/4", or 5/8"

All Panel Corners Have Coped Joints

Full-Perimeter Weather Stripped

Anodized Sloped Sill



Fully Reversible

Hollow Pull Rail

Coped Frame Corners

SERIES DETAILS

M - 800	3-5/8" Frame
M - 825	Integral outside trim and nailing fin; 5" depth
M - 850	6" frame with inside dry wall return, nailing fin and trim flange

Optional features available for sun room applications.