



Série de batente BTF

Série de batente BTF

A Hydro Alumínio Portalex dedica-se à extrusão de perfis de alumínio de secções variadas, com maior ou menor complexidade, consoante as necessidades dos clientes.

A extrusão de alumínio permite toda a liberdade de concepção em termos de design, de forma a ir de encontro às diferentes necessidades.

Diferentes ligas e ciclos de tratamento térmico, conferem ao produto final distintas propriedades mecânicas, pelo que uma boa definição inicial de características é essencial.

Vocacionada para a execução de janelas e portas de vidro duplo,

em áreas de arquitectura e residências tradicionais, a Série de batente BTF, possibilita também a aplicação com vidro simples.

A série oferece todas as soluções possíveis neste tipo de caixilharia e continua aberta à constante inovação e evolução.



A Série de batente BTF utiliza acessórios e equipamentos disponíveis no mercado e encontra-se caracterizada e classificada em conformidade com a norma NP EN 14351-1:2008, norma de produto para a Marcação CE.

Soluções construtivas, dimensões dos perfis e vidro

- Janelas e portas de 2, 3 e 4 folhas;
- Profundidade dos perfis do aro, 40 mm;
- Profundidade dos perfis da folha, 40 mm (solução de folha recolhida), 47,3 mm (solução folha complanar);
- Vidro duplo até 32 mm;

Classificações e caracterização

Janela 2 folhas com 1700 x 2030 mm, solução folha complanar
Vidro duplo 4+12+5

Permeabilidade ao Ar: Classe 4
Estanquidade à Água: Classe E750
Resistência à Pressão do Vento: Classe B4

Coefficiente de Transmissão Térmica : $U_w = 4,32 \text{ W}/(\text{m}^2 \text{ K})$
 $U_f = 7,0 \text{ W}/(\text{m}^2 \text{ K})$

Desempenho Acústico: $R_w = 33 \text{ (-1; -4) dB}$

Classificações e caracterização

Janela 2 folhas com 1700 x 2030 mm, solução folha recolhida
Vidro duplo 4+12+5

Permeabilidade ao Ar: Classe 4
Estanquidade à Água: Classe 8A
Resistência à Pressão do Vento: Classe B3

Coefficiente de Transmissão Térmica : $U_w = 4,32 \text{ W}/(\text{m}^2 \text{ K})$
 $U_f = 7,0 \text{ W}/(\text{m}^2 \text{ K})$

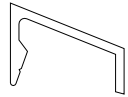
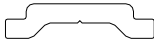
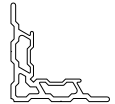
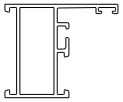
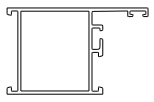
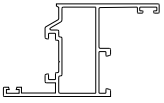

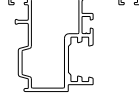
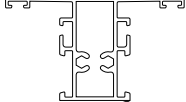
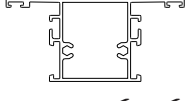
Desempenho Acústico: $R_w = 33 \text{ (-1; -4) dB}$

Índice



● Índice visual	03
● Perfis	
. Almofadas	14
. Aros fixos	16
. Aros Móveis	18
. Bites	24
. Montantes	25
. Postiços	26
. Travessas	27
. Diversos	31
● Pormenores	33
● Acessórios	35
● Nomenclatura	38


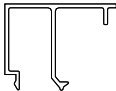


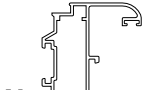
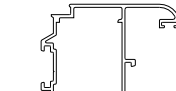


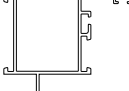
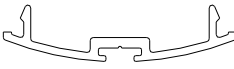
Série de batente BTF

Desenho Referência	Designação	Peso [Kg/m]	Área Trat. [m ² /m]	M. Inércia [cm ⁴]	Pág.
 P01504	Pingadeira	0,176	0,083	I _x = 0,10 I _y = 0,34	31
 P03184	Barra	0,148	0,048	I _x = 0,01 I _y = 0,18	31
 P03600	Esquadro	1,687	0,264	I _x = 17,72 I _y = 17,72	31
 P03650	Aro fixo	0,693	0,254	I _x = 5,66 I _y = 3,69	16
 P03651	Aro fixo	0,838	0,288	I _x = 7,69 I _y = 10,04	16
 P03652	Aro móvel	0,793	0,296	I _x = 6,92 I _y = 6,60	18
 P03653	Aro móvel	0,939	0,330	I _x = 8,97 I _y = 15,16	18
 P03654	Postiço	0,939	0,313	I _x = 7,96 I _y = 6,90	26
 P03655	Travessa	0,930	0,340	I _x = 6,48 I _y = 6,70	27
 P03656	Travessa	1,084	0,374	I _x = 8,56 I _y = 16,60	27

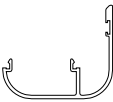
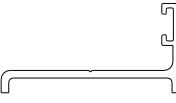
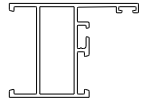
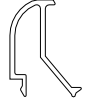
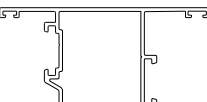
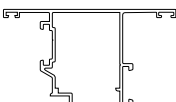
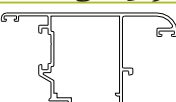
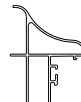
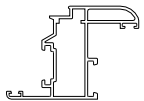
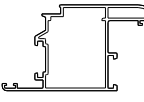
Série de batente BTF

Desenho Referência	Designação	Peso [Kg/m]	Área Trat. [m ² /m]	M. Inércia [cm ⁴]	Pág.
 P03657	Travessa	1,485	0,424	Ix = 14,62 Iy = 67,98	15
 P03658	Travessa	1,597	0,436	Ix = 16,65 Iy = 77,51	15
 P03659	Bite	0,266	0,170	Ix = 0,73 Iy = 0,61	24
 P03660	Bite	0,212	0,137	Ix = 0,55 Iy = 0,22	24
 P03664	Remate	0,264	0,126	Ix = 0,48 Iy = 19,91	15
 P03665	Aro móvel	0,862	0,313	Ix = 10,02 Iy = 6,69	18
 P03666	Aro móvel	1,011	0,345	Ix = 12,88 Iy = 15,79	18
 P03667	Travessa	0,968	0,333	Ix = 10,12 Iy = 6,92	27
 P03668	Travessa	1,154	0,388	Ix = 12,99 Iy = 17,27	27
 P03669	Travessa	1,682	0,433	Ix = 21,96 Iy = 78,16	14

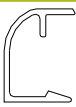




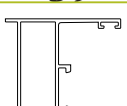
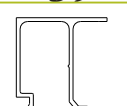
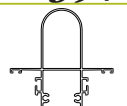
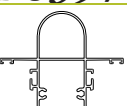
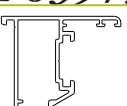
Série de batente BTF

Desenho Referência	Designação	Peso [Kg/m]	Área Trat. [m ² /m]	M. Inércia [cm ⁴]	Pág.
 P03670	Travessa	1,618	0,451	I _x = 24,26 I _y = 81,00	14
 P03671	Bite	0,288	0,185	I _x = 0,77 I _y = 1,01	24
 P03672	Bite	0,228	0,147	I _x = 0,62 I _y = 0,37	24
 P03673	Remate	0,295	0,141	I _x = 0,03 I _y = 1,97	14
 P03674	Aro móvel	0,914	0,336	I _x = 10,12 I _y = 8,12	18
 P03675	Aro móvel	1,060	0,370	I _x = 12,96 I _y = 18,08	18
 P03676	Bite	0,209	0,124	I _x = 0,54 I _y = 0,51	24
 P03677	Bite	0,164	0,096	I _x = 0,38 I _y = 0,11	24
 P03678	Aro fixo	0,894	0,318	I _x = 9,45 I _y = 10,25	16
 P03792	Postiço	0,219	0,121	I _x = 0,04 I _y = 1,14	31

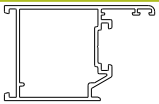

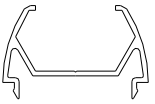
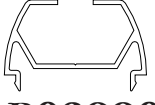






Série de batente BTF

Desenho Referência	Designação	Peso [Kg/m]	Área Trat. [m ² /m]	M. Inércia [cm ⁴]	Pág.
 P03793	Postiço	0,676	0,284	I _x = 5,13 I _y = 9,41	26
 P03794	Postiço	0,295	0,139	I _x = 0,25 I _y = 2,05	31
 P03806	Aro fixo	0,743	0,281	I _x = 6,37 I _y = 4,70	16
 P03829	Bite	0,220	0,129	I _x = 0,51 I _y = 0,21	24
 P03858	Aro móvel	0,939	0,330	I _x = 8,31 I _y = 15,17	19
 P03859	Aro móvel	1,009	0,345	I _x = 11,99 I _y = 15,73	19
 P03860	Aro móvel	1,057	0,367	I _x = 11,59 I _y = 18,06	19
 P03861	Aro fixo	1,101	0,341	I _x = 7,51 I _y = 17,77	16
 P03881	Aro móvel	0,974	0,309	I _x = 10,69 I _y = 8,70	19
 P03882	Aro móvel	1,117	0,344	I _x = 53,19 I _y = 60,72	19

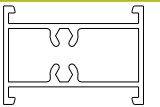
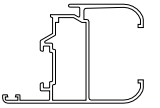
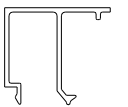
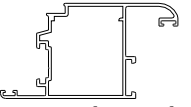
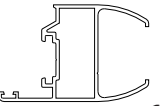
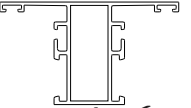
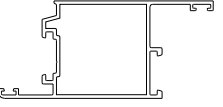
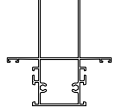
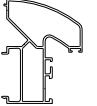
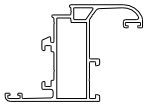
Série de batente BTF

Desenho Referência	Designação	Peso [Kg/m]	Área Trat. [m ² /m]	M. Inércia [cm ⁴]	Pág.
 P03884	Bite	0,178	0,104	I _x = 0,44 I _y = 0,15	24
 P03885	Bite	0,225	0,145	I _x = 0,60 I _y = 0,24	24
 P03886	Bite	0,241	0,155	I _x = 0,67 I _y = 0,44	24
 P03910	Postiço	0,402	0,195	I _x = 0,72 I _y = 3,32	15
 P03964	Remate	0,352	0,188	I _x = 0,56 I _y = 3,05	14
 P03970	Aro fixo	0,601	0,227	I _x = 5,14 I _y = 3,27	16
 P03971	Bite	0,255	0,158	I _x = 0,65 I _y = 0,42	24
 P03972	Montante	1,517	0,460	I _x = 36,53 I _y = 19,56	25
 P03973	Montante	1,384	0,425	I _x = 21,44 I _y = 18,23	25
 P03986	Base Aro	0,685	0,239	I _x = 5,57 I _y = 3,36	23

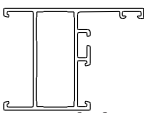
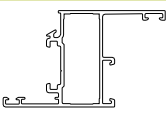
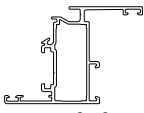

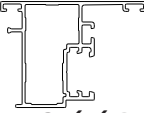
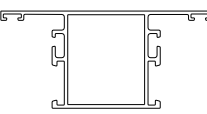

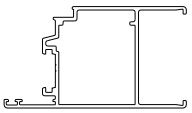


Série de batente BTF

Desenho Referência	Designação	Peso [Kg/m]	Área Trat. [m ² /m]	M. Inércia [cm ⁴]	Pág.
 P03987	Base Aro	0,823	0,273	I _x = 7,45 I _y = 9,52	23
 P03988	Base Travessa	1,341	0,308	I _x = 13,69 I _y = 56,69	31
 P03989	Postiço	0,377	0,209	I _x = 0,57 I _y = 3,03	23
 P03990	Postiço	0,419	0,233	I _x = 0,82 I _y = 3,14	23
 P03991	Aro móvel	0,866	0,329	I _x = 7,05 I _y = 7,79	19
 P04003	Aro móvel	0,825	0,304	I _x = 6,94 I _y = 6,56	20
 P04016	Aro fixo	0,760	0,289	I _x = 6,44 I _y = 4,69	17
 P04033	Aro móvel	0,796	0,298	I _x = 6,20 I _y = 6,60	20
 P04036	Bite	0,270	0,158	I _x = 0,72 I _y = 0,46	24
 P04079	Bite	0,193	0,127	I _x = 0,40 I _y = 0,20	24

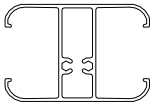


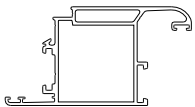
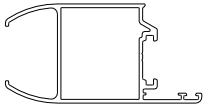
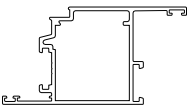
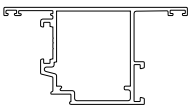

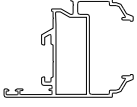
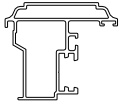
Série de batente BTF

Desenho Referência	Designação	Peso [Kg/m]	Área Trat. [m ² /m]	M. Inércia [cm ⁴]	Pág.
 P04080	Base Travessa	0,637	0,173	I _x = 1,58 I _y = 4,55	31
 P04122	Aro móvel	0,971	0,365	I _x = 11,63 I _y = 9,61	20
 P04133	Bite	0,262	0,168	I _x = 0,73 I _y = 0,63	24
 P04134	Aro móvel	1,090	0,376	I _x = 13,58 I _y = 21,32	20
 P04136	Aro móvel	0,799	0,295	I _x = 6,71 I _y = 6,48	20
 P04165	Travessa	0,820	0,340	I _x = 6,44 I _y = 4,69	28
 P04181	Aro móvel	0,953	0,339	I _x = 9,13 I _y = 17,51	20
 P04235	Montante	1,578	0,475	I _x = 42,47 I _y = 20,26	25
 P04377	Aro fixo	1,199	0,377	I _x = 10,41 I _y = 22,08	17
 P04428	Aro móvel	0,987	0,337	I _x = 10,86 I _y = 8,39	21

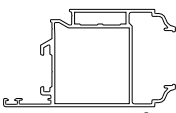


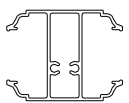





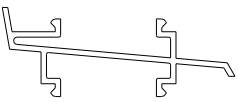
Série de batente BTF

Desenho Referência	Designação	Peso [Kg/m]	Área Trat. [m ² /m]	M. Inércia [cm ⁴]	Pág.
 P04481	Aro fixo	0,667	0,285	I _x = 5,76 I _y = 4,23	17
 P04482	Aro móvel	0,745	0,313	I _x = 6,49 I _y = 6,09	21
 P04483	Aro móvel	0,825	0,348	I _x = 9,45 I _y = 6,18	21
 P04484	Aro móvel	0,860	0,368	I _x = 9,50 I _y = 7,48	21
 P04485	Postiço Central	0,787	0,315	I _x = 6,86 I _y = 5,62	26
 P04916	Travessa	0,981	0,371	I _x = 8,32 I _y = 15,60	28
 P04938	Aro móvel	1,272	0,391	I _x = 15,93 I _y = 22,00	21
 P05019	Aro móvel	1,166	0,362	I _x = 15,19 I _y = 20,91	21
 P05102	Bite	0,231	0,135	I _x = 0,58 I _y = 0,22	24
 P05103	Redutor Vidro	0,288	0,162	I _x = 0,90 I _y = 0,70	31

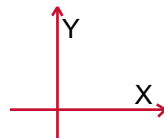
Série de batente BTF

Desenho Referência	Designação	Peso [Kg/m]	Área Trat. [m ² /m]	M. Inércia [cm ⁴]	Pág.
 P05104	Travessa	1,184	0,395	I _x = 14,23 I _y = 14,30	28
 P05105	Travessa	1,735	0,515	I _x = 24,71 I _y = 91,52	29
 P05106	Travessa	1,722	0,489	I _x = 21,16 I _y = 95,13	29
 P05116	Aro móvel	1,324	0,388	I _x = 15,88 I _y = 24,11	22
 P05117	Aro móvel	0,968	0,333	I _x = 8,88 I _y = 15,45	22
 P05197	Aro móvel	1,262	0,360	I _x = 15,84 I _y = 21,98	22
 P05198	Aro móvel	1,262	0,360	I _x = 15,06 I _y = 21,98	22
 P05237	Aro fixo	0,991	0,344	I _x = 6,58 I _y = 12,42	17
 P05238	Aro móvel	0,934	0,354	I _x = 10,11 I _y = 7,28	22
 P05239	Postiço Central	1,052	0,301	I _x = 8,96 I _y = 11,04	29

Série de batente BTF

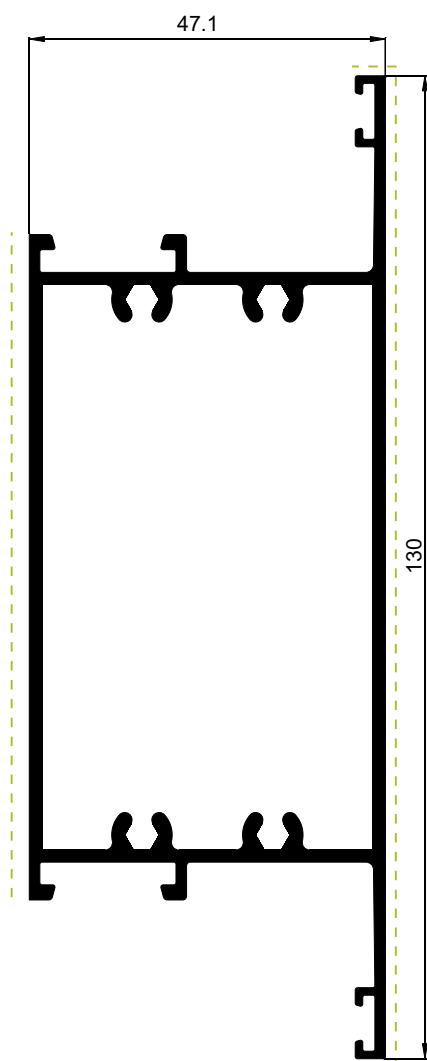
Desenho Referência	Designação	Peso [Kg/m]	Área Trat. [m ² /m]	M. Inércia [cm ⁴]	Pág.
 P05240	Aro móvel	1,212	0,389	Ix = 14,70 Iy = 20,92	22
 P05241	Travessa	1,574	0,474	Ix = 21,61 Iy = 81,74	30
 P05242	Travessa	1,523	0,450	Ix = 21,71 Iy = 75,06	30
 P05243	Travessa	1,048	0,354	Ix = 11,62 Iy = 9,26	28
 P05465	Aro móvel	1,560	0,399	Ix = 21,18 Iy = 47,64	23
 P05605	Aro fixo	0,837	0,331	Ix = 9,33 Iy = 8,16	17
 P6086	Aro fixo	1,002	0,306	Ix = 5,23 Iy = 15,34	17
 P23664	Chapa testa	0,386	0,057	Ix = 0,09 Iy = 0,35	31
 MTF-0065	Esquadro	2,638	0,350	Ix = 37,03 Iy = 37,03	31
 MTF-0067	Perfil de condensações	0,647	0,294	Ix = 0,78 Iy = 9,67	31

NOTA: Os momentos de inércia aqui apresentados são calculados com base no eixo




,com a posição dos perfis indicada neste índice.

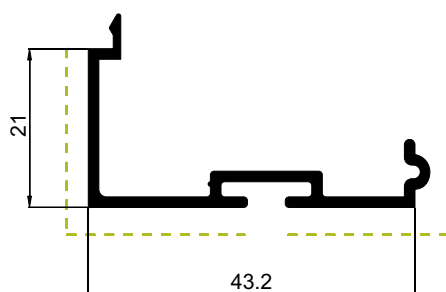
Série de batente BTF



P03669 Almofada Meio



P03670 Almofada Baixo

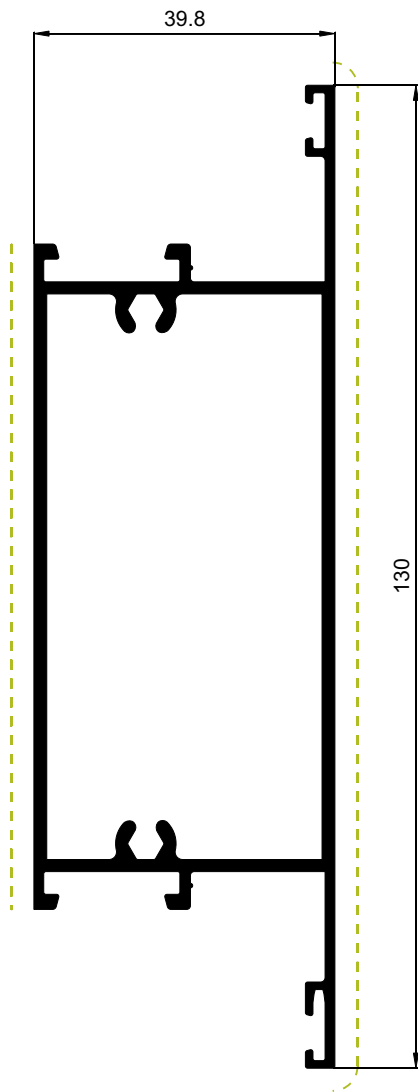


P03964 Remate para P03669




P03673 Remate para P03670

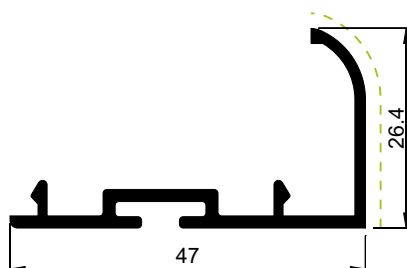
Série de batente BTF



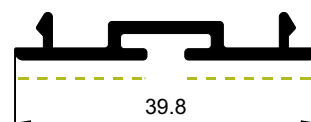
P03657 Almofoada Meio



P03658 Almofoada Baixo

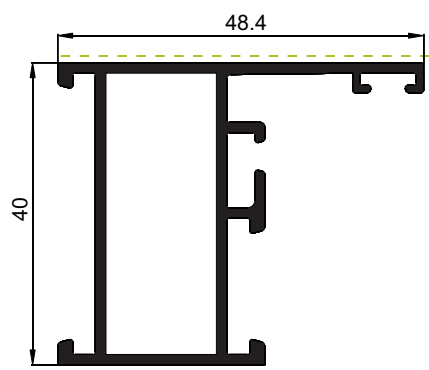


P03910 Remate para P03658

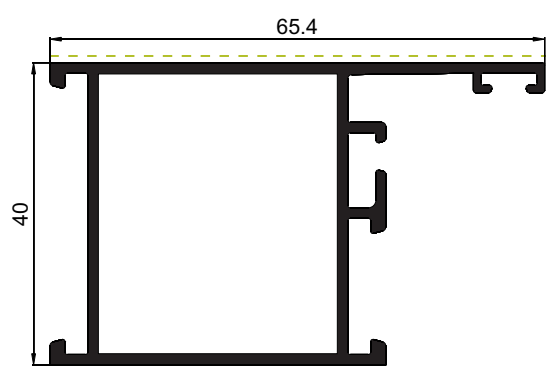


P03664 Remate para P03657

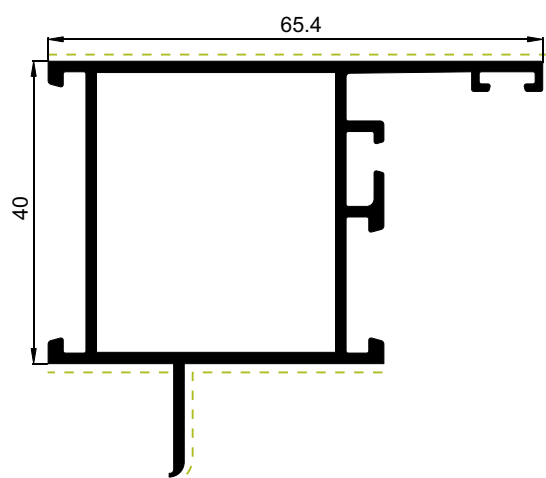
Série de batente BTF



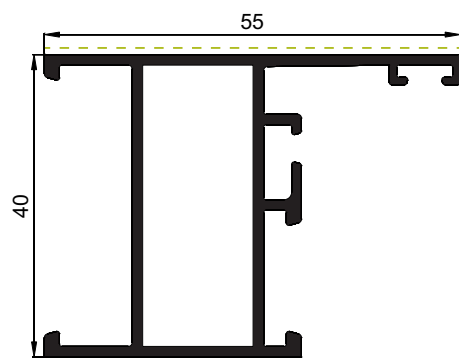
P03650 Aro



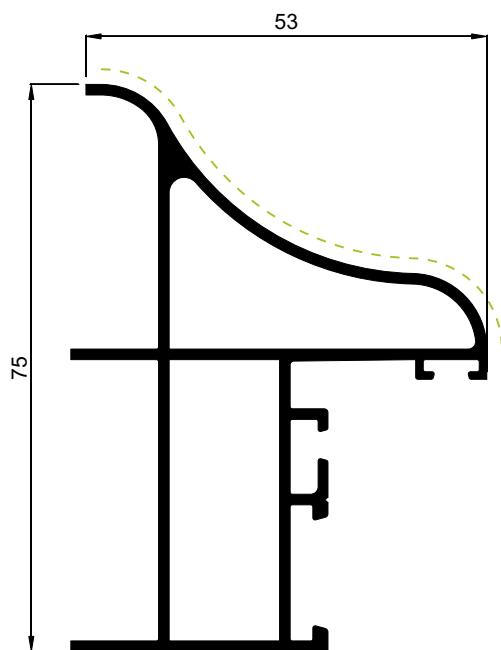
P03651 Aro



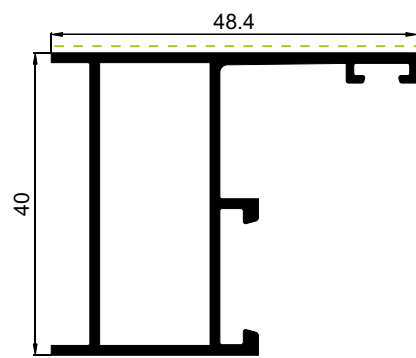
P03678 Aro Fixo Apainelado



P03806 Aro

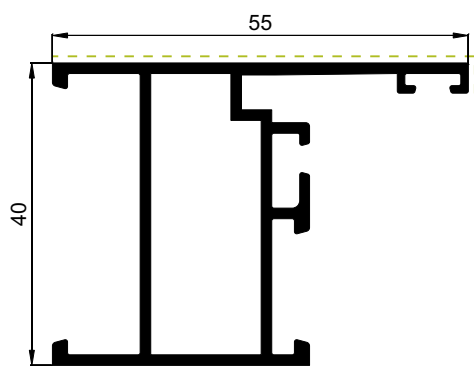


P03861 Aro

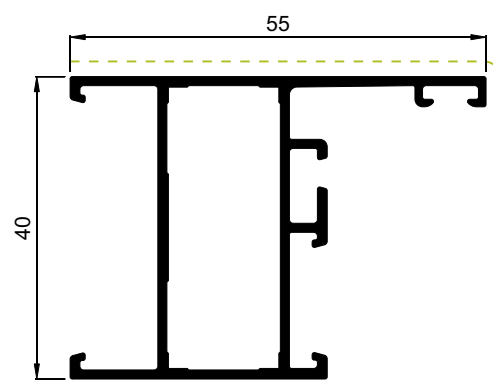


P03970 Aro

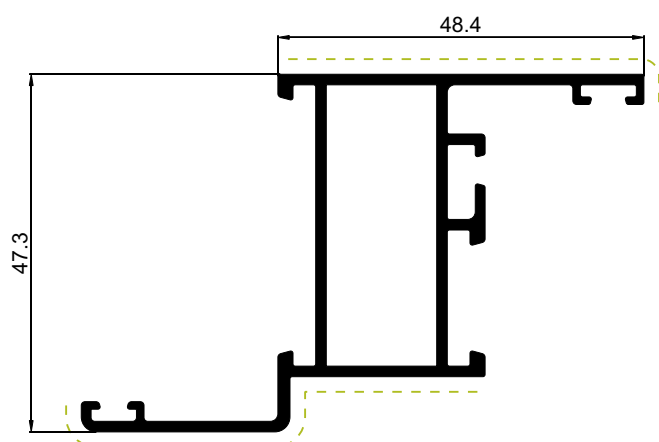
Série de batente BTF



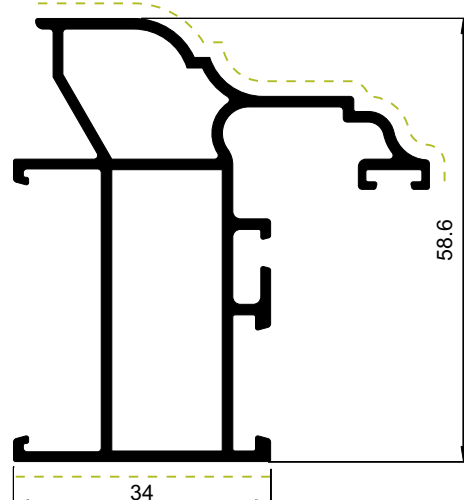
P04016 Aro



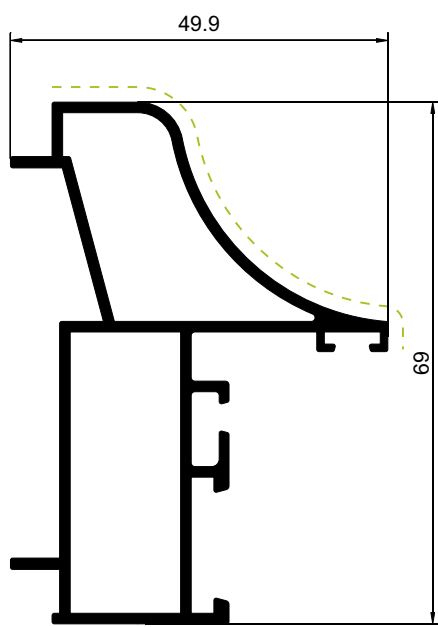
P04481 Aro



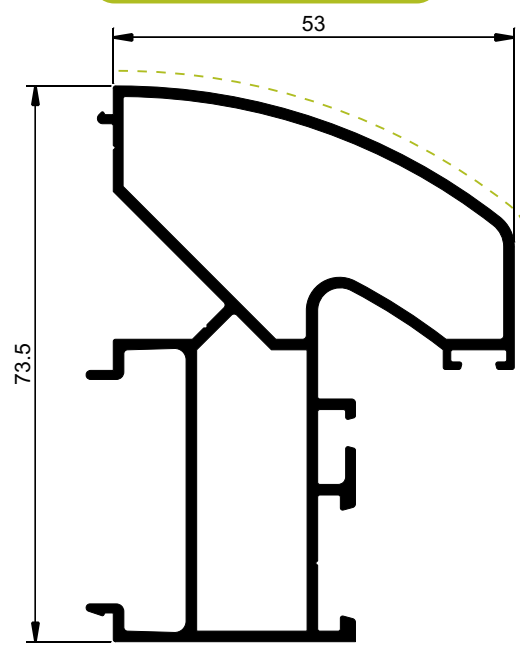
P05605 Aro



P05237 Aro

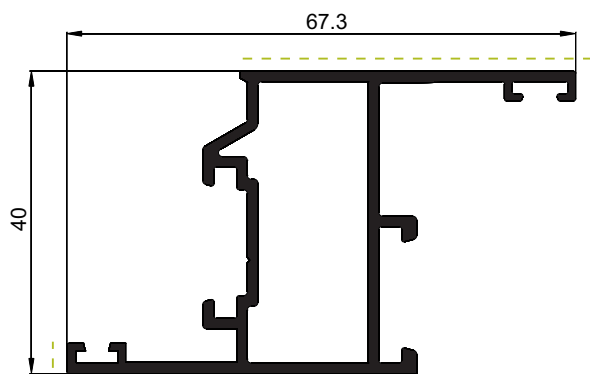


P06086 Aro Fixo ou Ligação

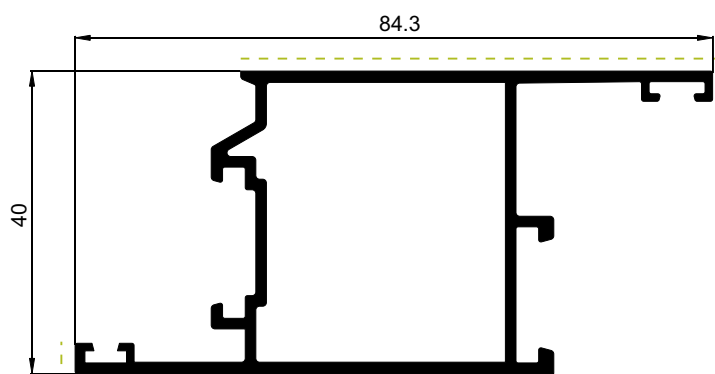


P04377 Aro Fixo ou Ligação

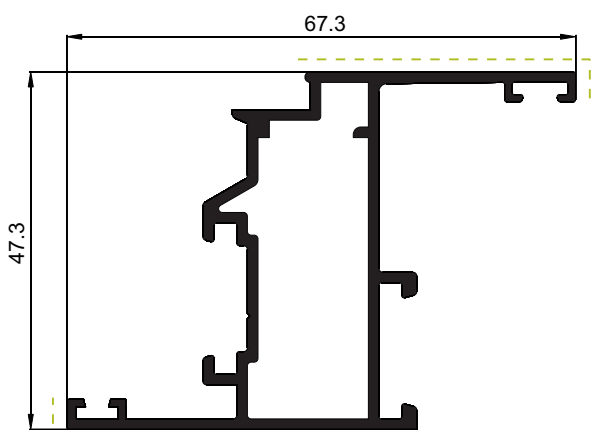
Série de batente BTF



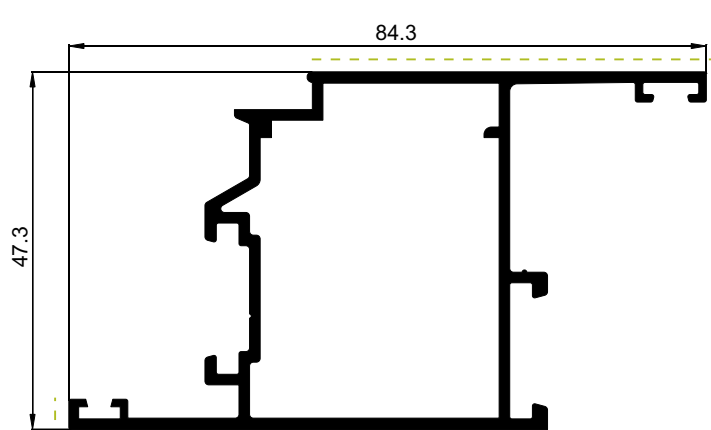
P03652 Aro



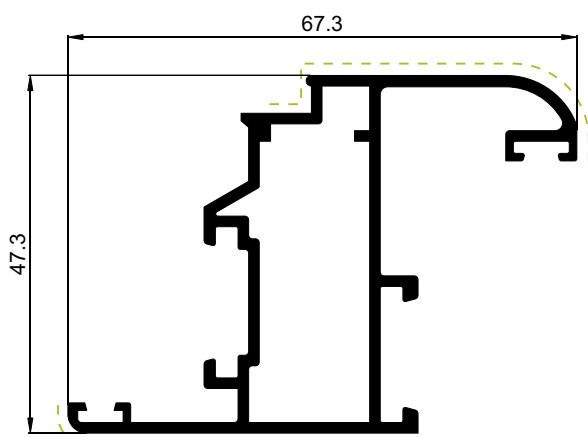
P03653 Aro



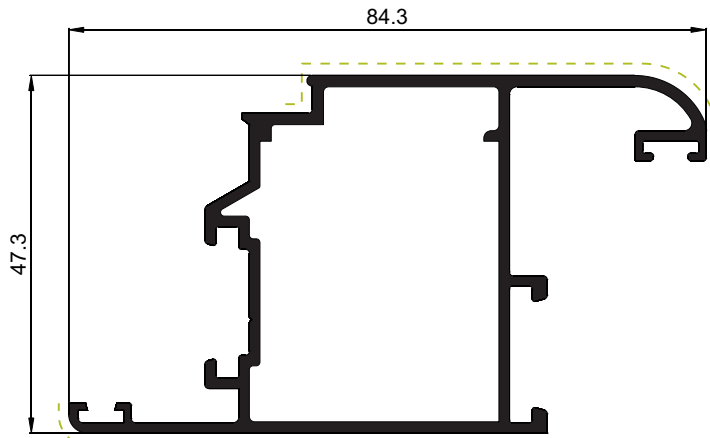
P03665 Aro



P03666 Aro

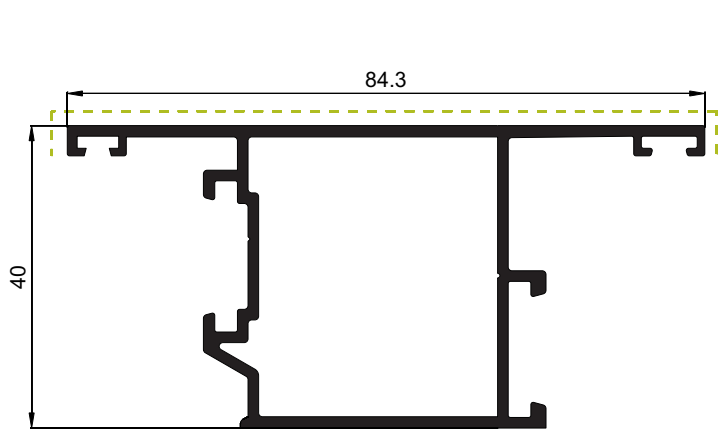


P03674 Aro

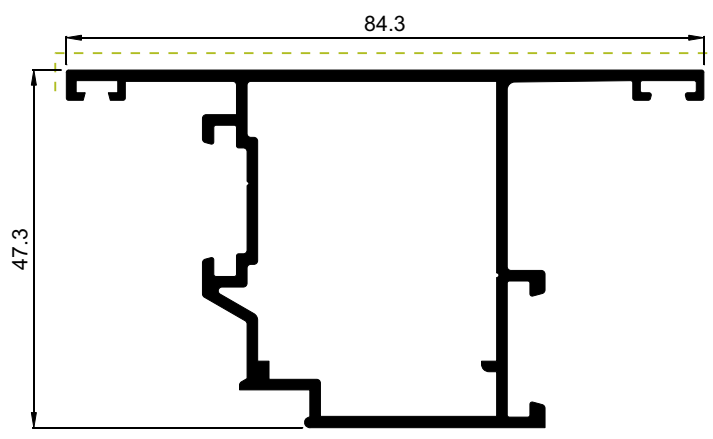


P03675 Aro

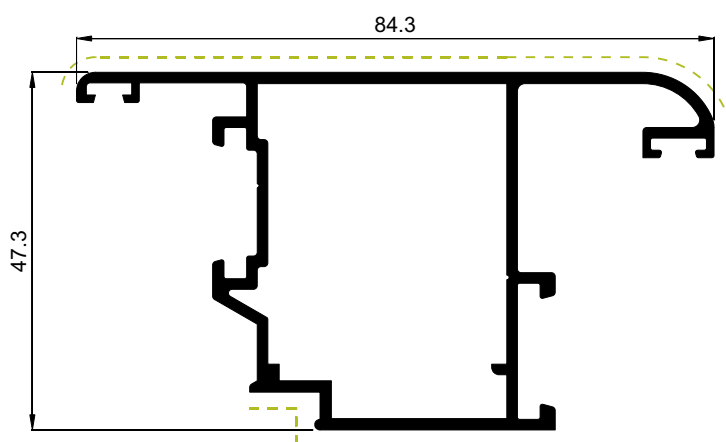
Série de batente BTF



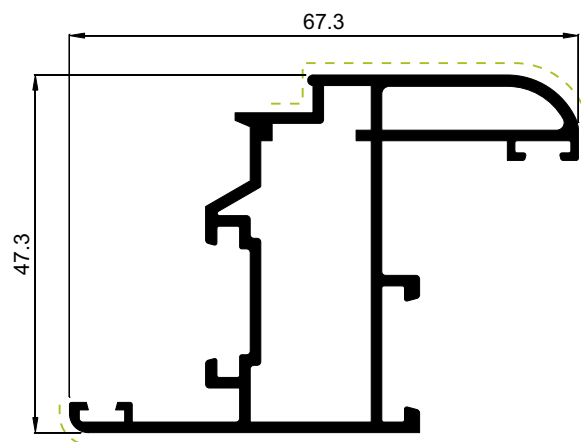
P03858 Aro



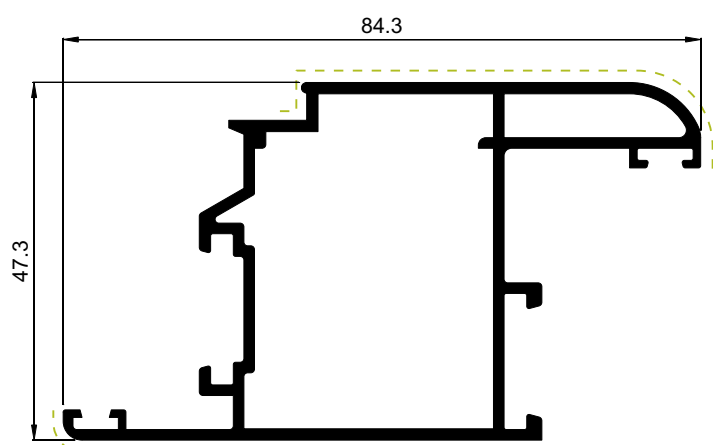
P03859 Aro



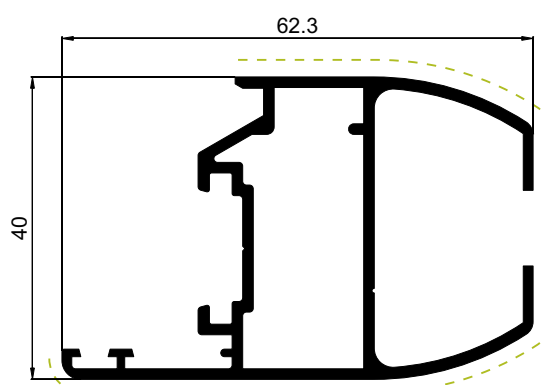
P03860 Aro



P03881 Aro

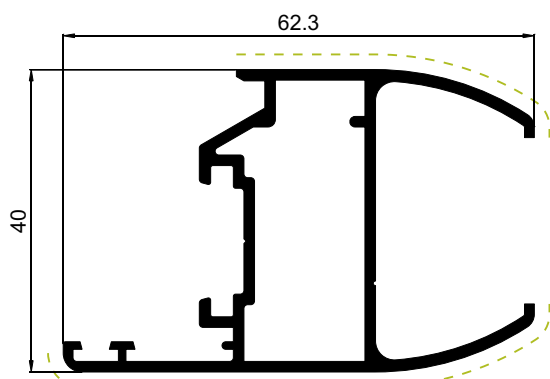


P03882 Aro



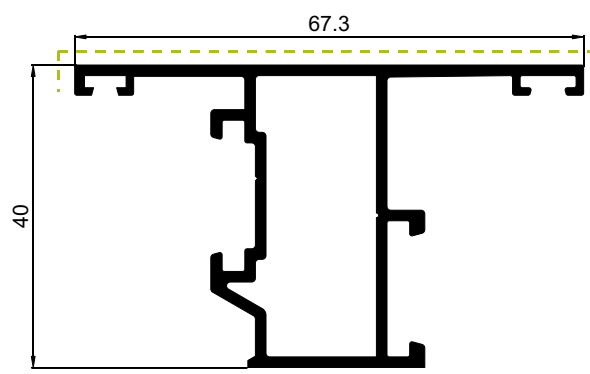
P03991 Aro

Série de batente BTF



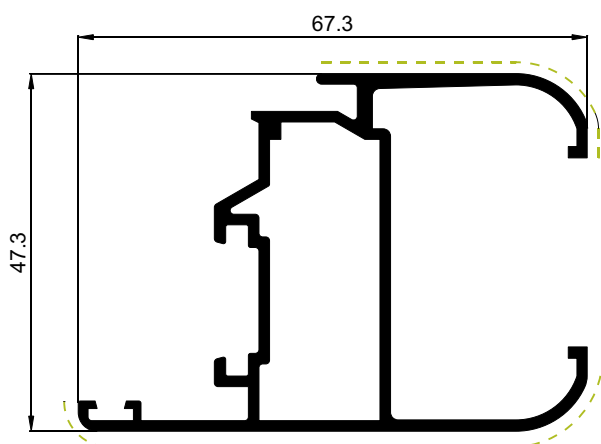
P04003

Aro



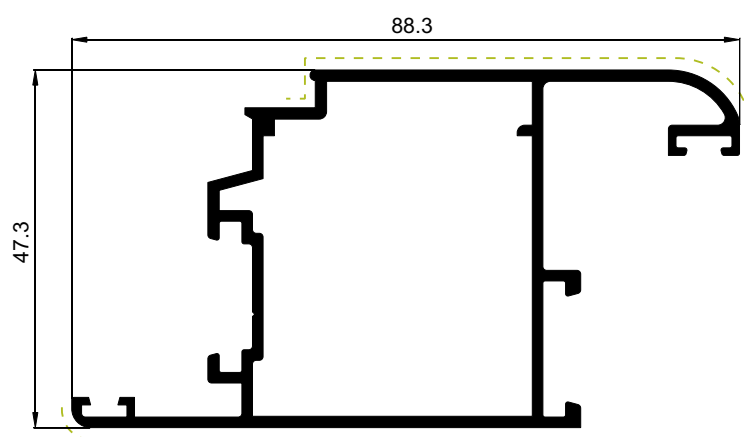
P04033

Aro



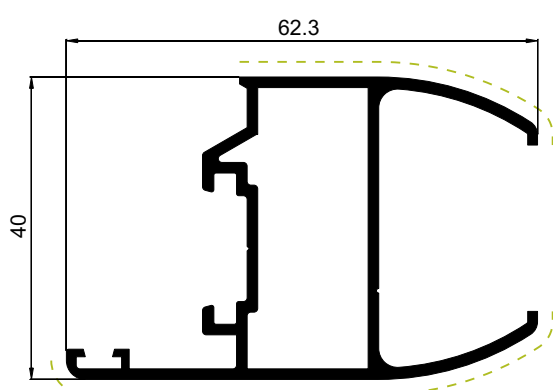
P04122

Aro



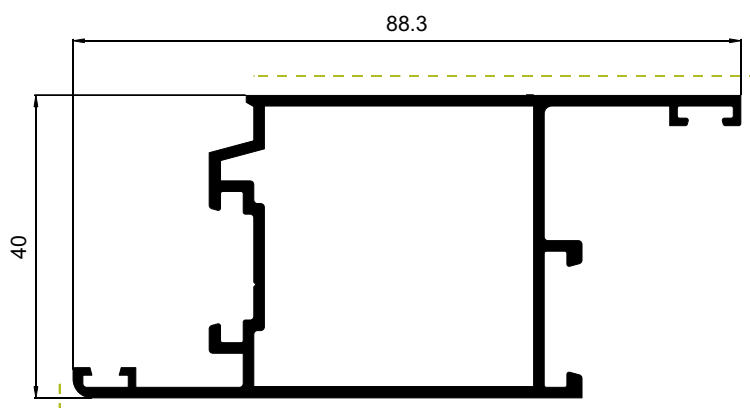
P04134

Aro



P04136

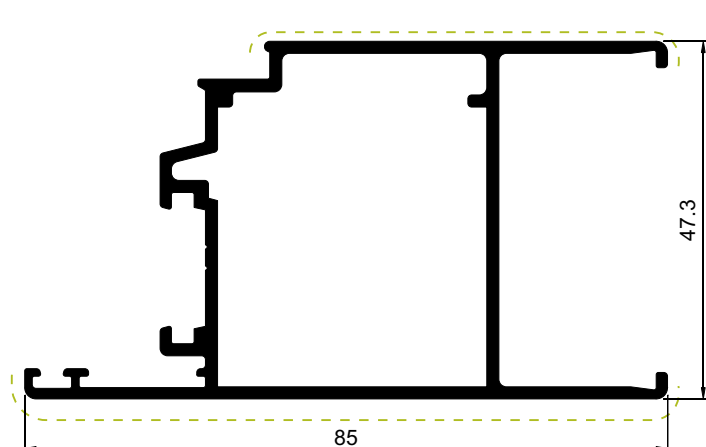
Aro



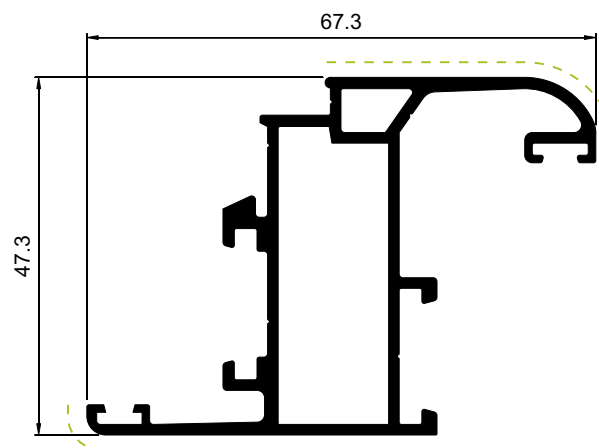
P04181

Aro

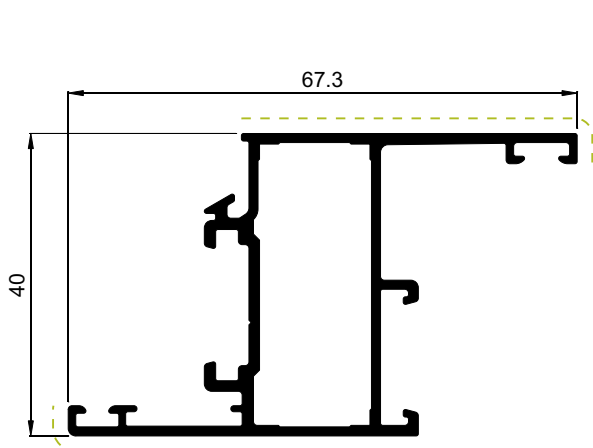
Série de batente BTF



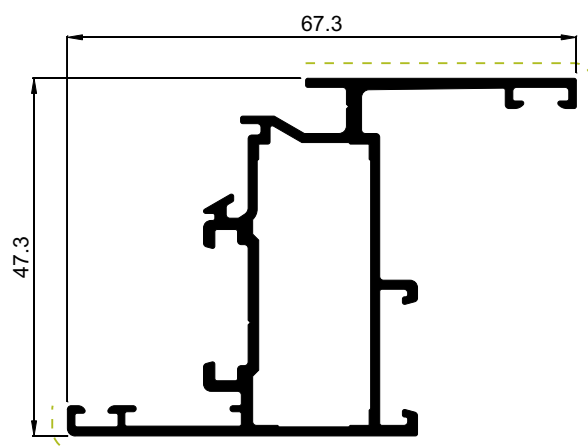
P05019 Aro



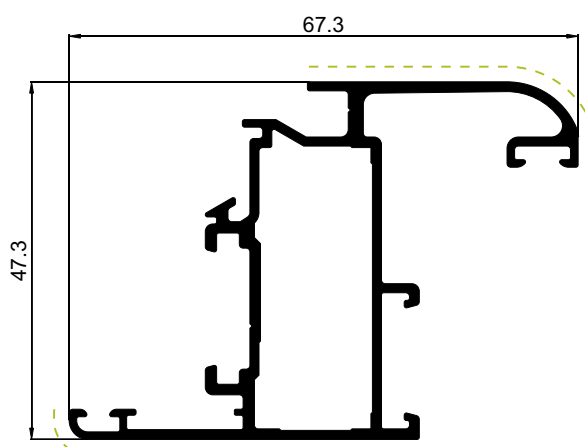
P04428 Aro



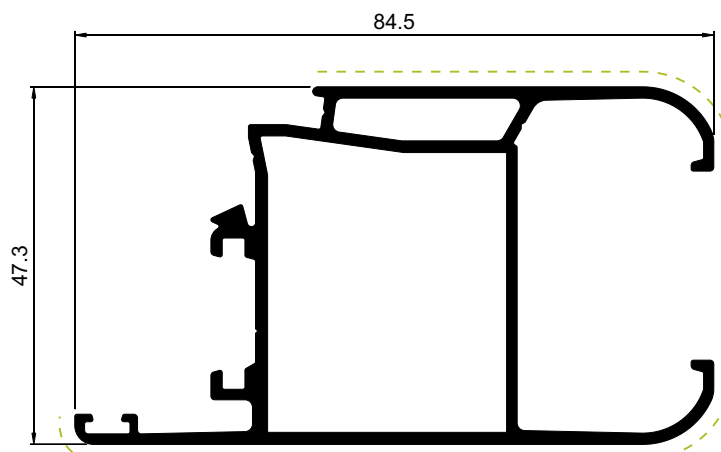
P04482 Aro



P04483 Aro

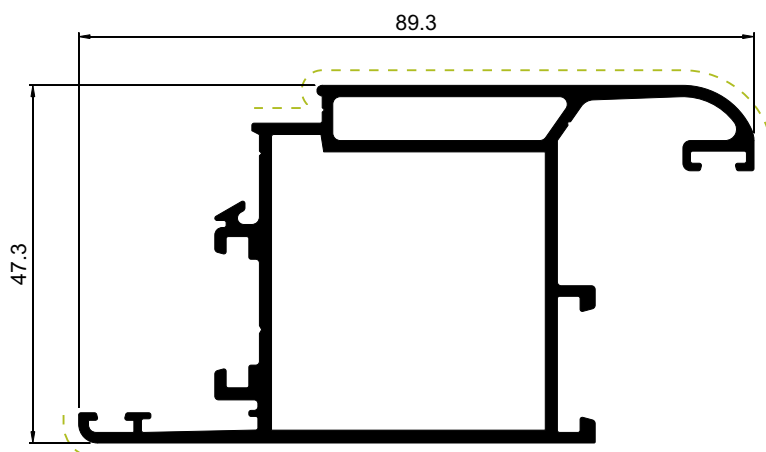


P04484 Aro

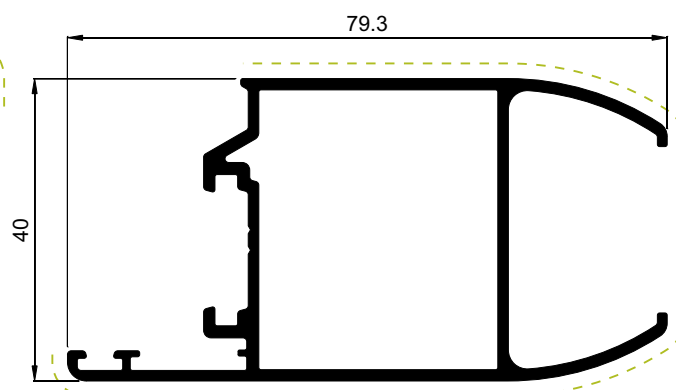


P04938 Aro

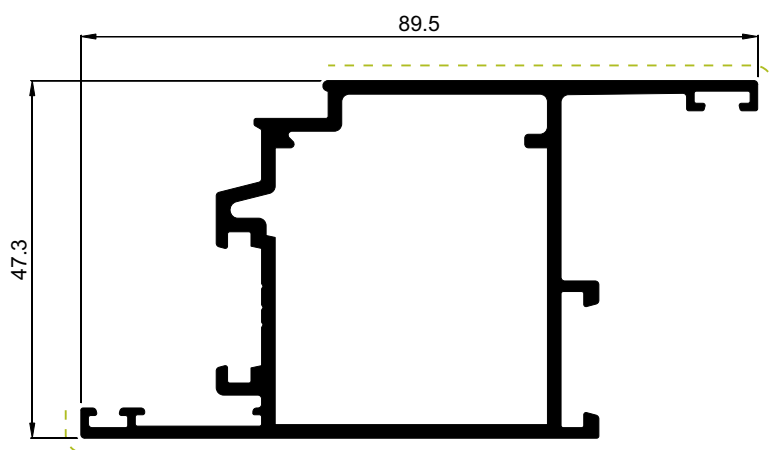
Série de batente BTF



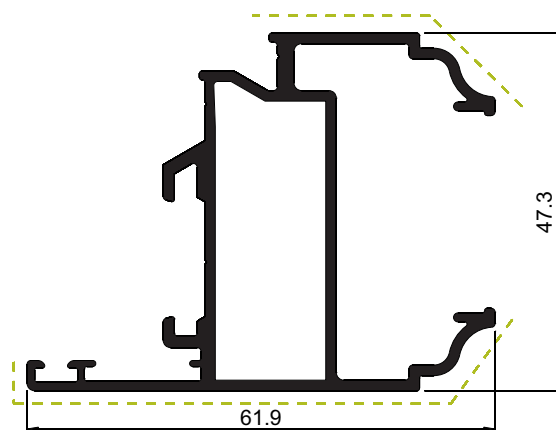
P05116 Aro



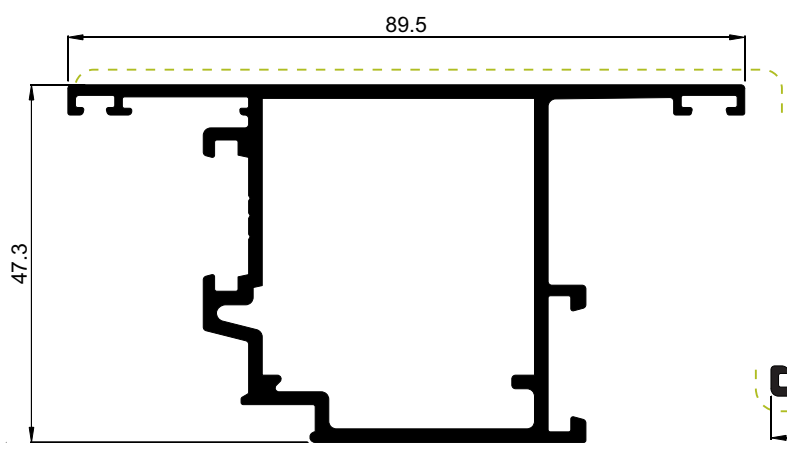
P05117 Aro



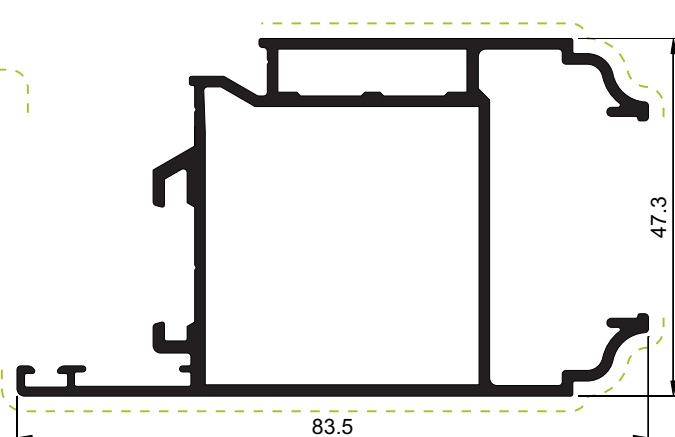
P05197 Aro



P05238 Aro

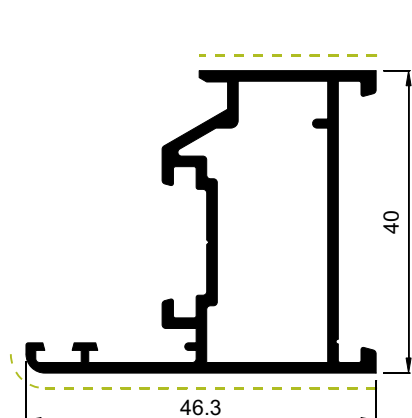


P05198 Aro

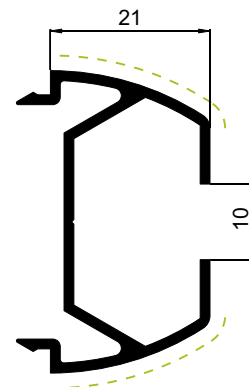


P05240 Aro

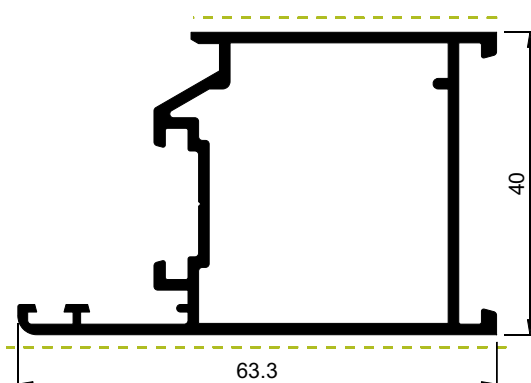
Série de batente BTF



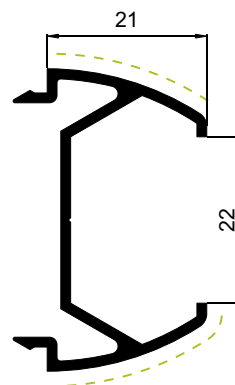
P03986 Base Aro Móvel



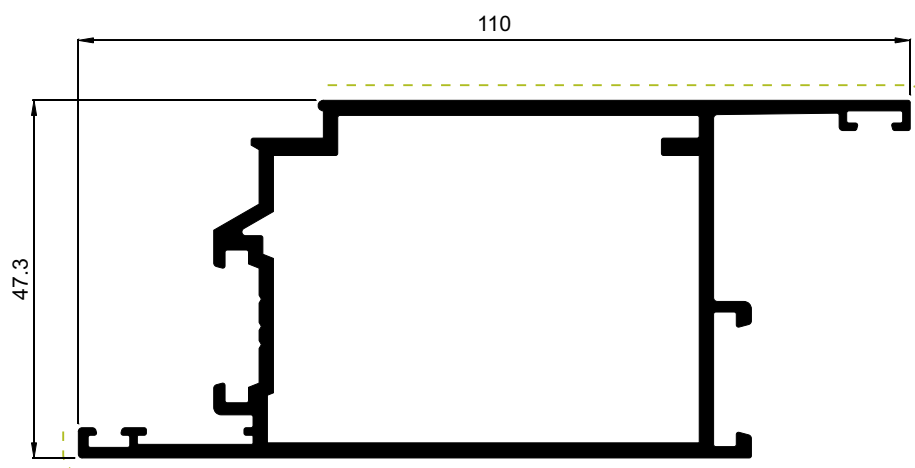
P03990 Postiço V.



P03987 Base Aro Móvel

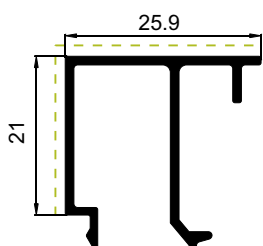


P03989 Postiço V.

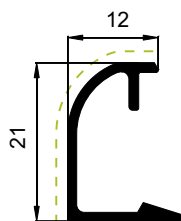


P05465 Aro

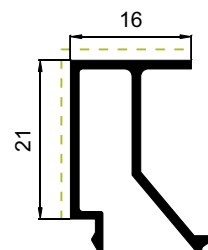
Série de batente BTF



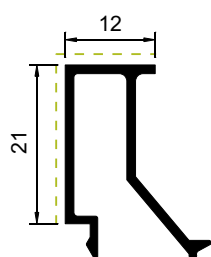
P03659



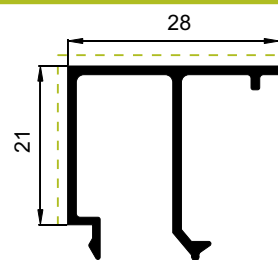
P03677



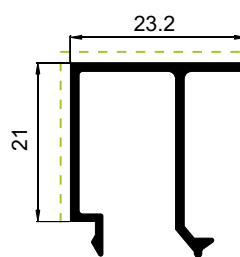
P03885



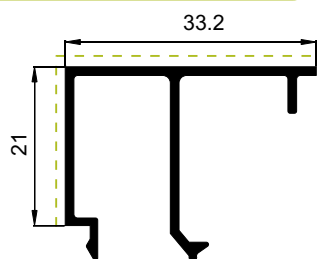
P03660



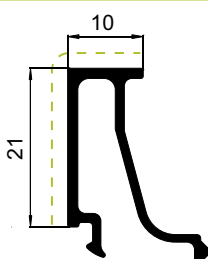
P04133



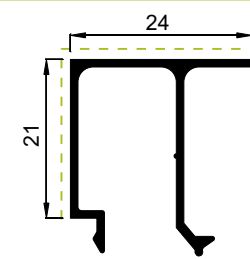
P03886



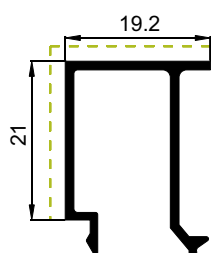
P03671



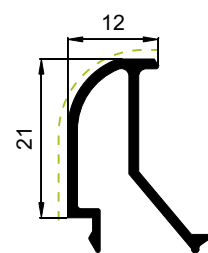
P05102



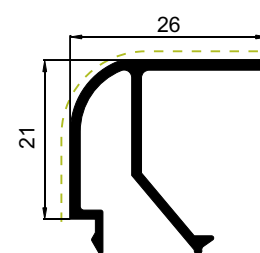
P03971



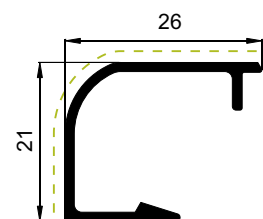
P03672



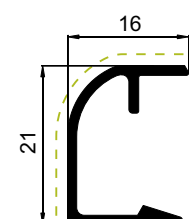
P03829



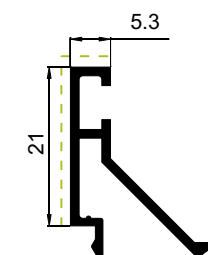
P04036



P03676



P03884

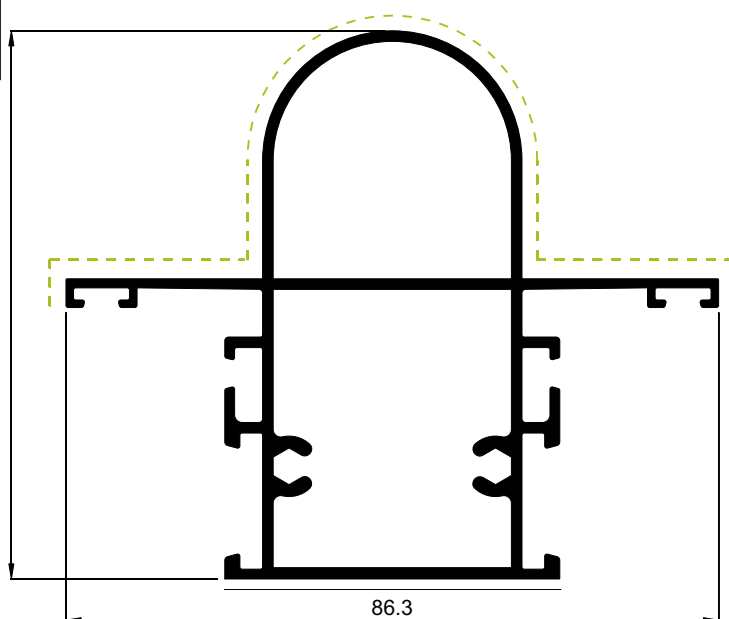


P04079

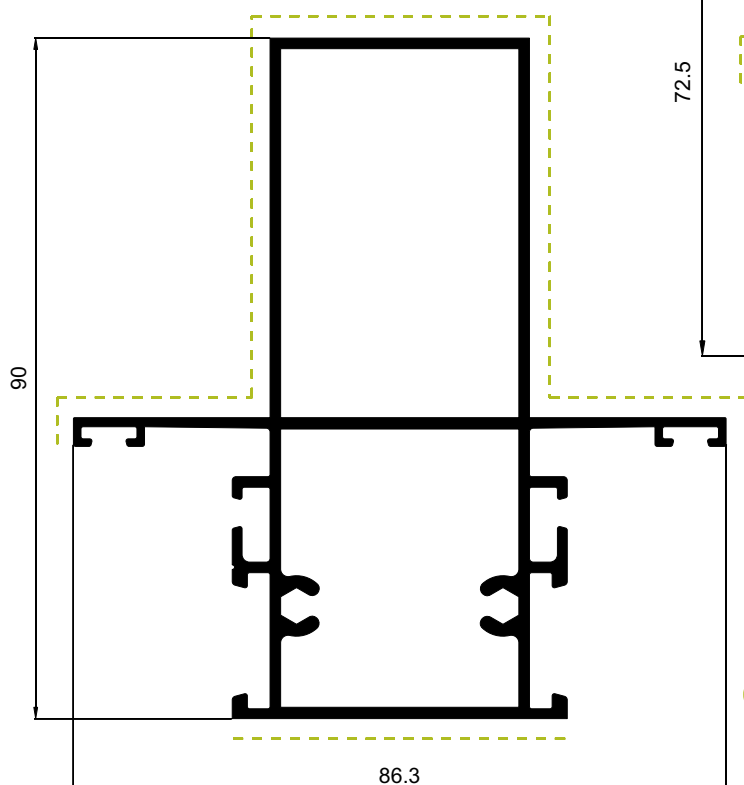
Série de batente BTF



P03972

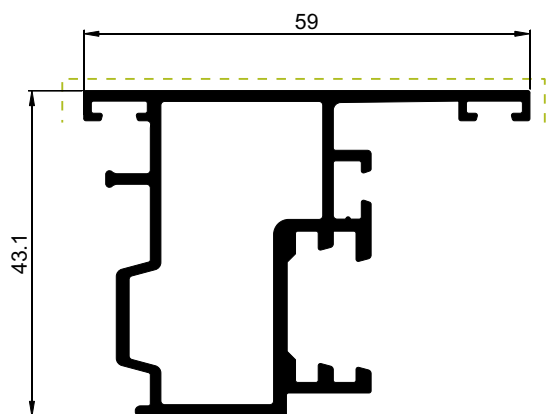


P03973

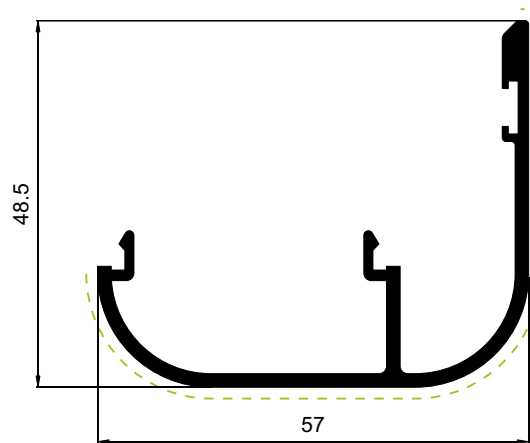


P04235

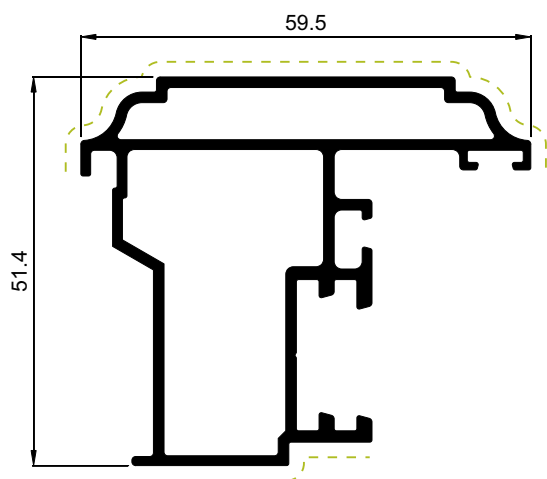
Série de batente BTF



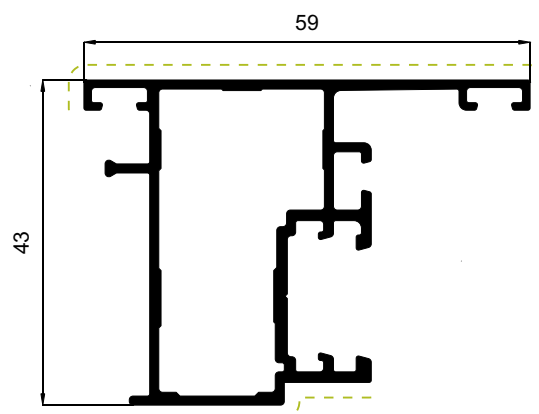
P03654



P03793



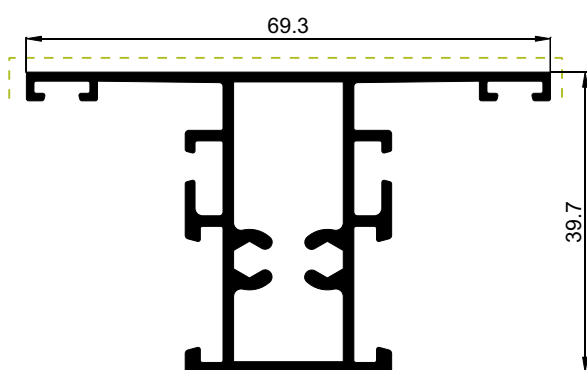
P05239



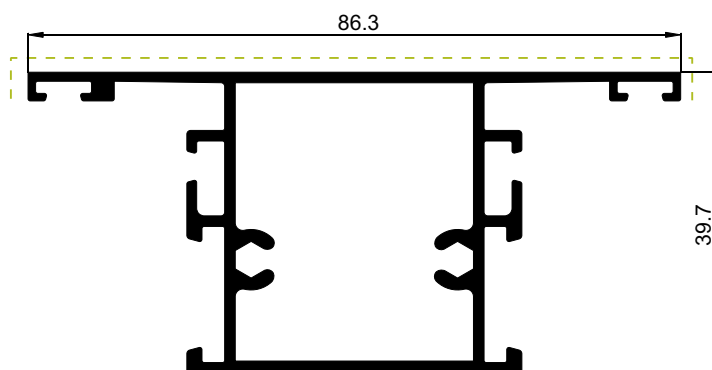
P04485

Postiço

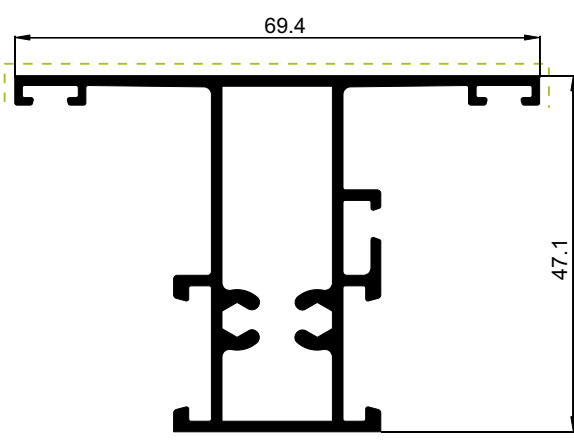
Série de batente BTF



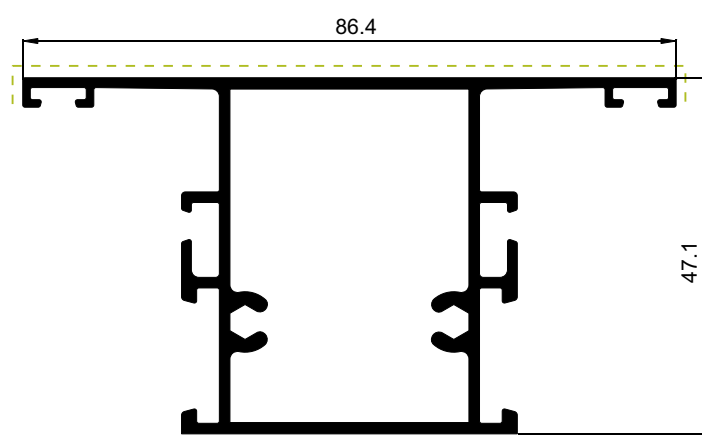
P03655



P03656

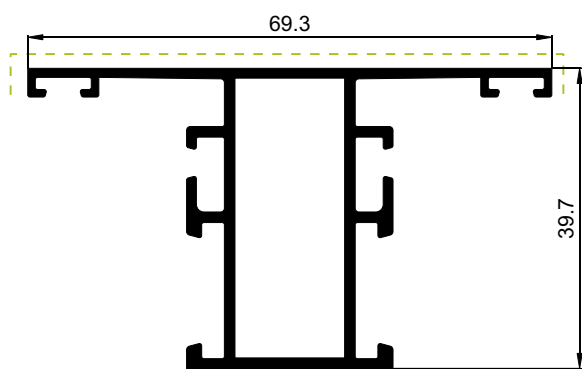


P03667

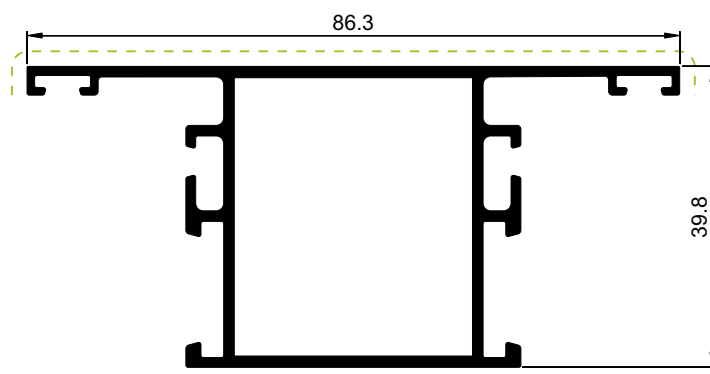


P03668

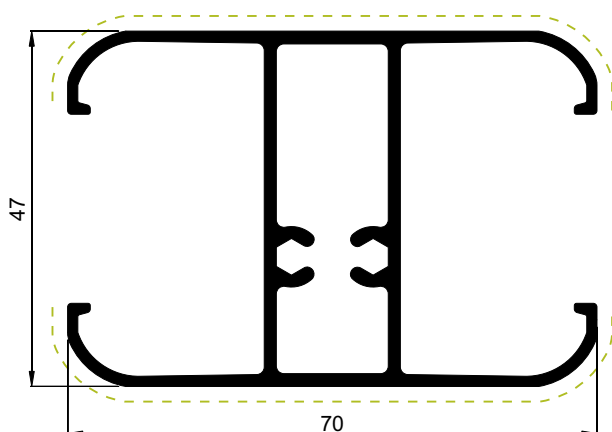
Série de batente BTF



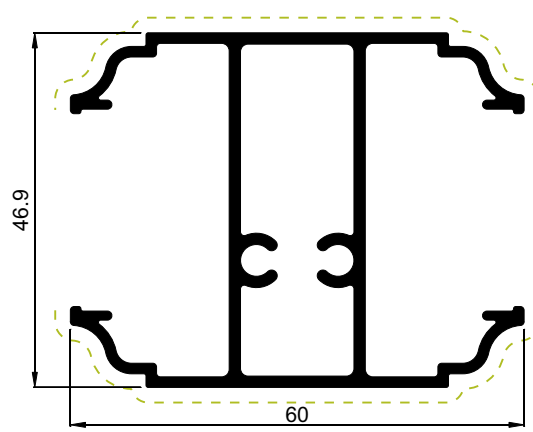
P04165



P04916




P05104

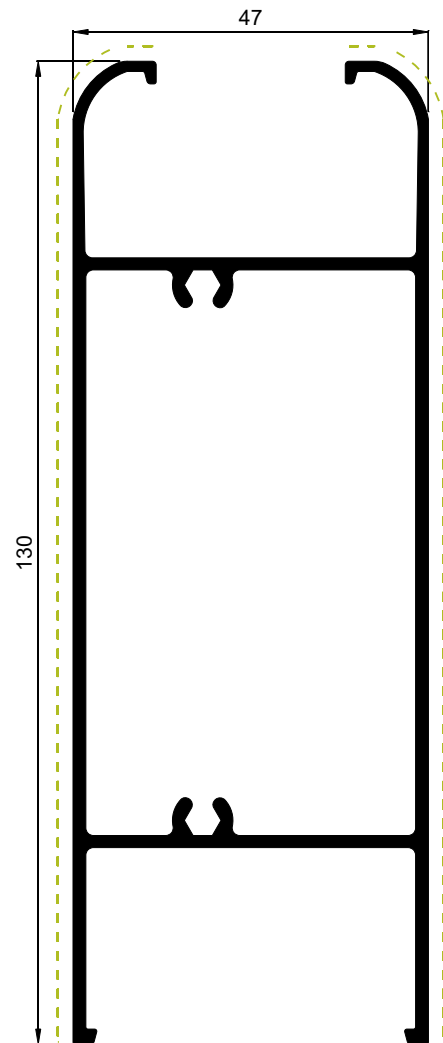


P05243

Série de batente BTF

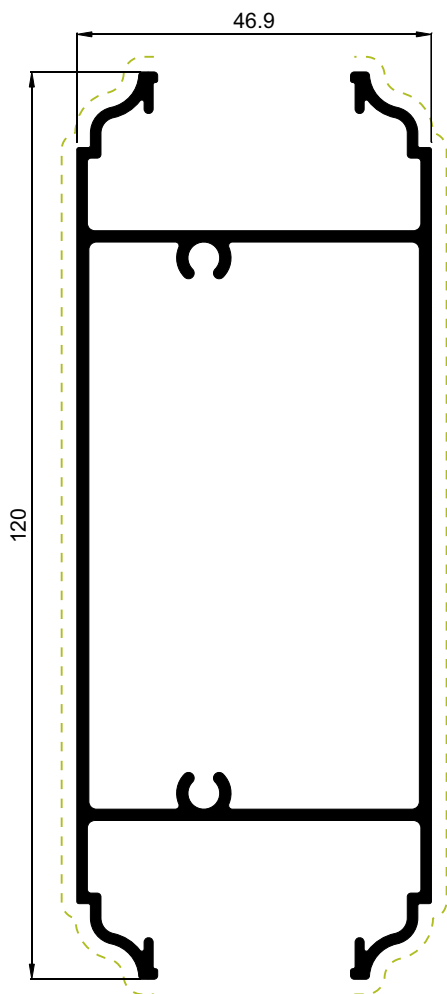


P05105

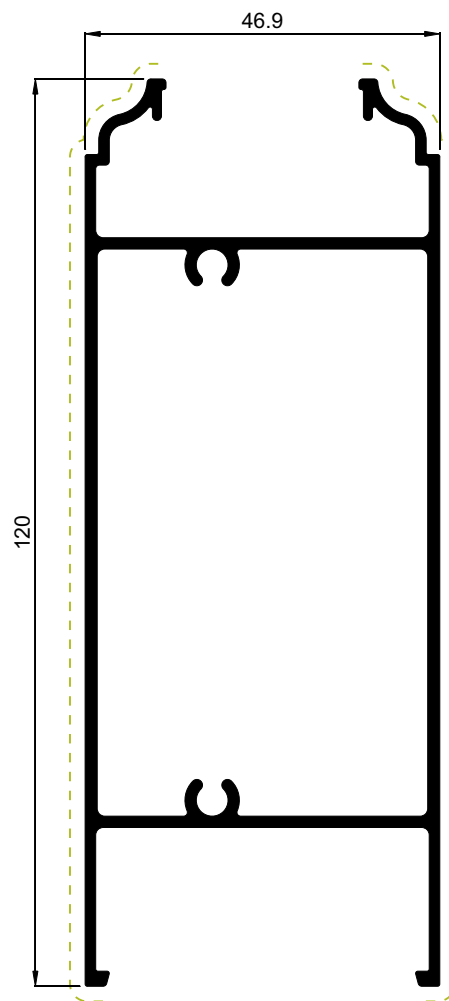


P05106

Série de batente BTF

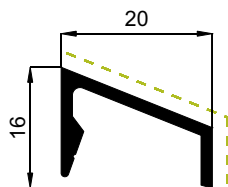


P05241

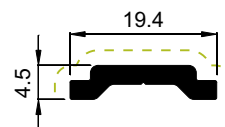


P05242

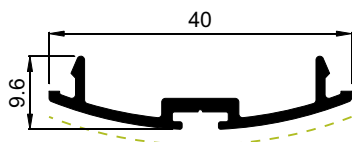
Série de batente BTF



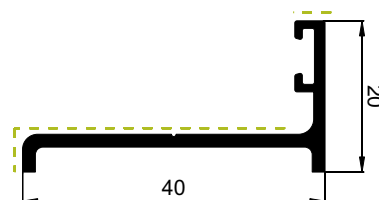
P01504



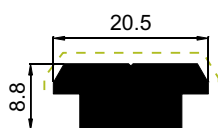
P03184



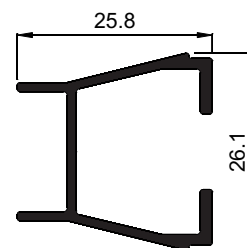
P03792 Postiço Vai-Vem



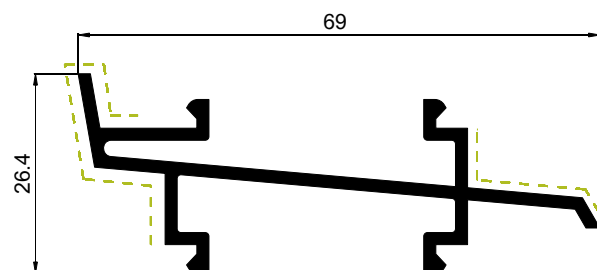
P03794 Postiço



P23664 Chapa

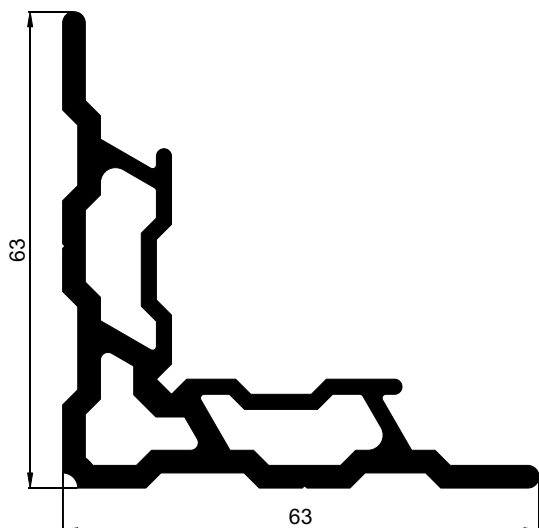


P05103 Redutor de Vidro




MTF-0067 Perfil Cond.

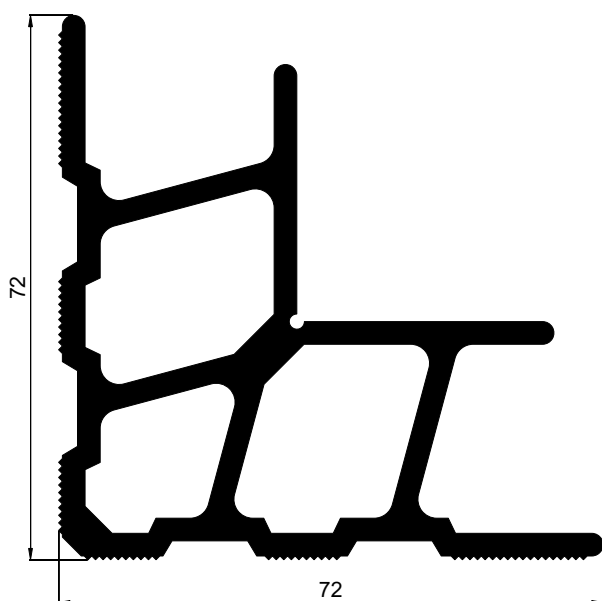
Série de batente BTF



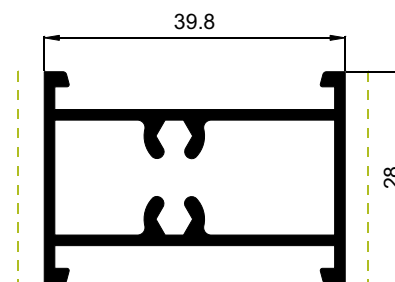
P03600



P03988 Base Travessa

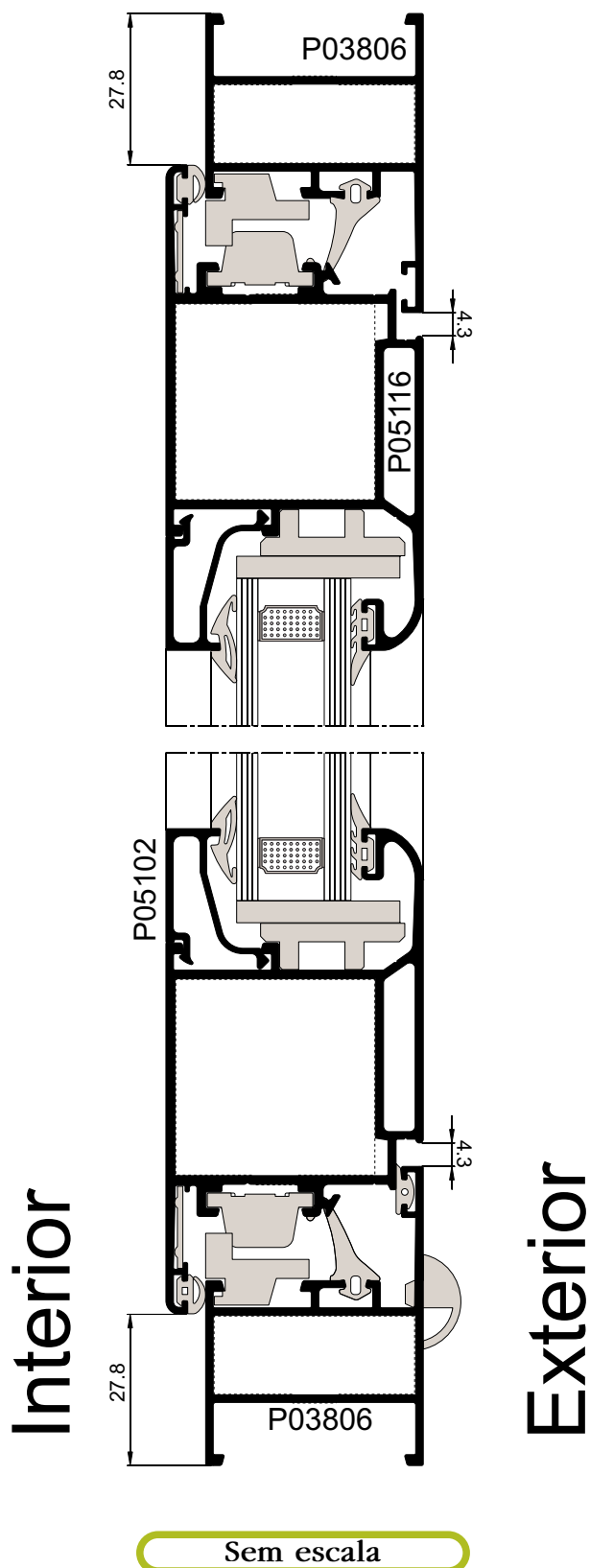
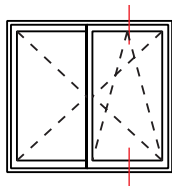


MTF-0065 Esquadro

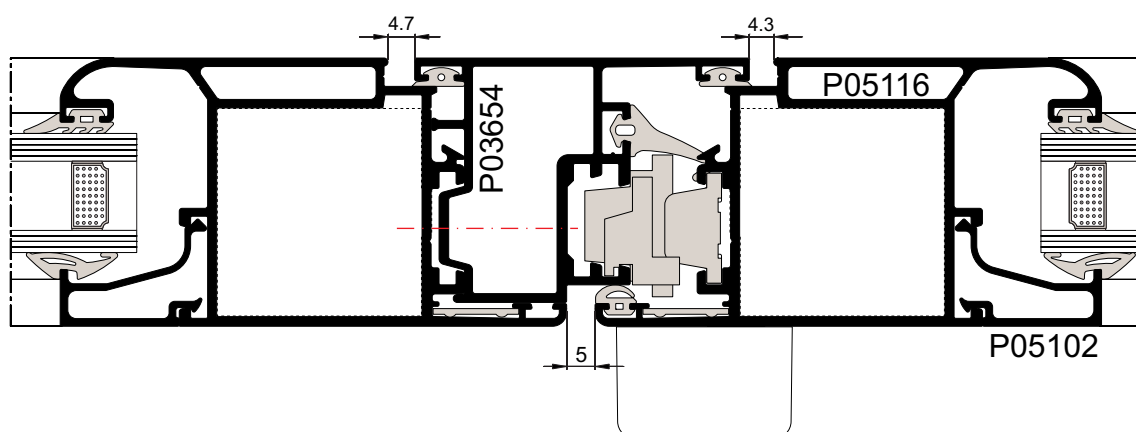
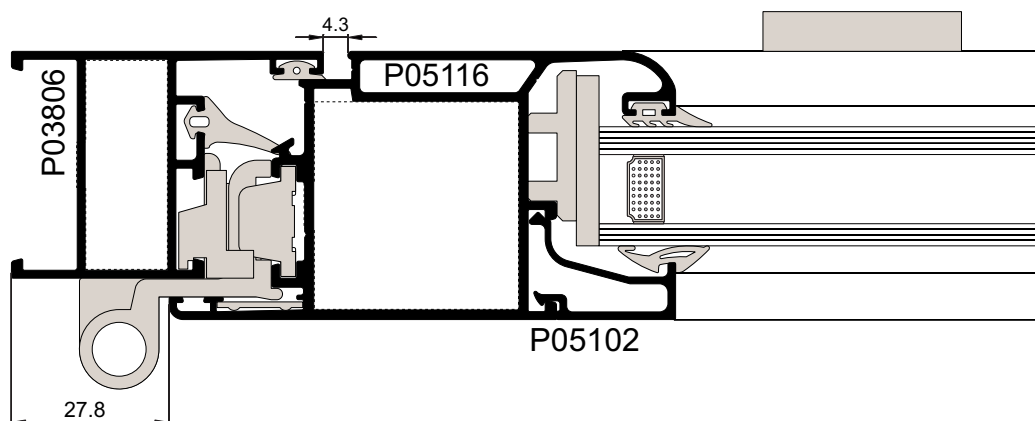
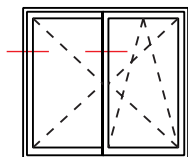


P04080 Base

Série de batente BTF








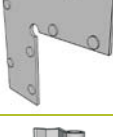




Série de batente BTF



Sem escala

Série de batente BTF

Representação	Designação	Referência	Contactos	Notas
	Cortante câmara europeia	BTF	M.J. BRANCO, Lda. Marina Branco Tel: 214 480 400 Fax: 214 480 409 geral@mjbranco.pt	
	Cortante câmara europeia	nº 17	CUNCORTAVE, Lda. Sérgio Santos Tel: 252 319 196/7 Fax: 252 319 198 geral@cuncortave.com	
	Esquadro estrutural	3014A	PAULO S. AGUIAR, Un. Lda Paulo Aguiar Tel: 219 265 813 Fax: 219 265 815 geralpa@iol.pt	
	Esquadro estrutural	3614A	PAULO S. AGUIAR, Un. Lda Paulo Aguiar Tel: 219 265 813 Fax: 219 265 815 geralpa@iol.pt	
	Esquadro estrutural	3630A	PAULO S. AGUIAR, Un. Lda Paulo Aguiar Tel: 219 265 813 Fax: 219 265 815 geralpa@iol.pt	
	Esquadro estrutural	3635B	PAULO S. AGUIAR, Un. Lda Paulo Aguiar Tel: 219 265 813 Fax: 219 265 815 geralpa@iol.pt	
	Esquadro estrutural	3630B	PAULO S. AGUIAR, Un. Lda Paulo Aguiar Tel: 219 265 813 Fax: 219 265 815 geralpa@iol.pt	
	Esquadro alinhamento interior	13C	PAULO S. AGUIAR, Un. Lda Paulo Aguiar Tel: 219 265 813 Fax: 219 265 815 geralpa@iol.pt	
	Dobradiça câmara europeia	CE2F	ALUALPHA, S.A. Rui Ribeiro Tel: 219 612 434 Fax: 219 615 902 info@alualpha.pt	
	Oscilo batente	Kit OBG6	ALUALPHA, S.A. Rui Ribeiro Tel: 219 612 434 Fax: 219 615 902 info@alualpha.pt	

Série de batente BTF

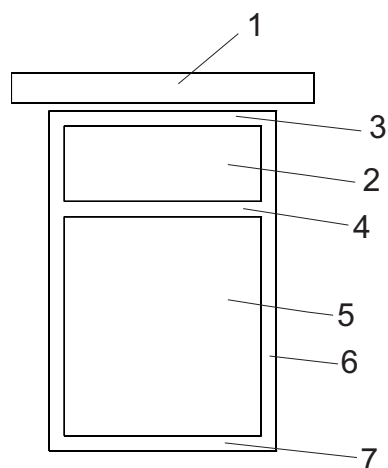
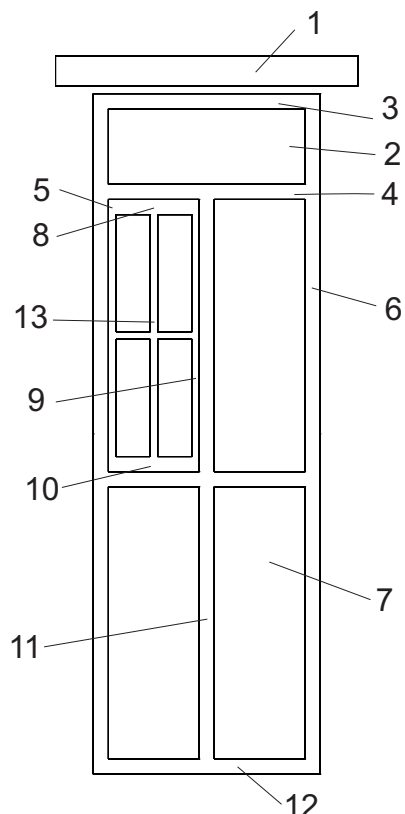
Representação	Designação	Referência	Contactos	Notas
	Fecho	18219	ALUALPHA, S.A. Rui Ribeiro Tel: 219 612 434 Fax: 219 615 902 info@alualpha.pt	
	Calço do aro	5002	POLISMAR, Lda. Mário Rodrigues Tel: 219 217 729 Fax: 219 201 410 mariorodrigues@polismar.pt	
	Calço do vidro	1530	POLISMAR, Lda. Mário Rodrigues Tel: 219 217 729 Fax: 219 201 410 mariorodrigues@polismar.pt	
	Calço do vidro	5009	POLISMAR, Lda. Mário Rodrigues Tel: 219 217 729 Fax: 219 201 410 mariorodrigues@polismar.pt	
	Esquadro alinhamento	1127P	POLISMAR, Lda. Mário Rodrigues Tel: 219 217 729 Fax: 219 201 410 mariorodrigues@polismar.pt	
	Goteira	782P	POLISMAR, Lda. Mário Rodrigues Tel: 219 217 729 Fax: 219 201 410 mariorodrigues@polismar.pt	
	Topo postigo central/ inverter	1028P	POLISMAR, Lda. Mário Rodrigues Tel: 219 217 729 Fax: 219 201 410 mariorodrigues@polismar.pt	
	Topo postigo central/ inverter	1333P	POLISMAR, Lda. Mário Rodrigues Tel: 219 217 729 Fax: 219 201 410 mariorodrigues@polismar.pt	
	Vedante central	P1142-100-E1	PERVEDANT Tel: 244 830 650 Fax: 244 830 659 info@pervedant.com	
	Vedante central	P700-145-E1	PERVEDANT Tel: 244 830 650 Fax: 244 830 659 info@pervedant.com	

Série de batente BTF

Representação	Designação	Referência	Contactos	Notas
	Vedante aba interior da folha	P726-100-E1	PERVEDANT Tel: 244 830 650 Fax: 244 830 659 info@pervedant.com	
	Vedante aba interior da folha	P726-200-E1	PERVEDANT Tel: 244 830 650 Fax: 244 830 659 info@pervedant.com	
	Vedante aro fixo	P841-100-E1	PERVEDANT Tel: 244 830 650 Fax: 244 830 659 info@pervedant.com	
	Vedante aro fixo	P369-044-E1	PERVEDANT Tel: 244 830 650 Fax: 244 830 659 info@pervedant.com	
	Vedante exterior do vidro	P718-100-E1	PERVEDANT Tel: 244 830 650 Fax: 244 830 659 info@pervedant.com	
	Vedante interior do vidro	P798-100-E1	PERVEDANT Tel: 244 830 650 Fax: 244 830 659 info@pervedant.com	
	Vedante interior do vidro	P1250-100-E1	PERVEDANT Tel: 244 830 650 Fax: 244 830 659 info@pervedant.com	
	Vedante interior do vidro	P1251-100-E1	PERVEDANT Tel: 244 830 650 Fax: 244 830 659 info@pervedant.com	
	Vedacor	0893 100 770	Würth	
	Silicone	0892-210 2	Würth	

Série de batente BTF

- 1 - Lintel, padieira ou verga
- 2 - Bandeira
- 3 - Travessa superior
- 4 - Travessa intermédia
- 5 - Folha de janela ou porta
- 6 - Couceira
- 7 - Tábua de peito, tábua de soleira, soleira
- 8 - Travessa superior da folha
- 9 - Couceira da folha
- 10 - Travessa inferior da folha
- 11 - Montante
- 12 - Tábua de peito/soleira
- 13 - Pinázio



Designações das componente de janelas e portas de acordo com a NP EN 12519 de 2008.

Este catálogo poderá ser sujeito a alterações por motivos técnicos, sem aviso prévio.
Qualquer encomenda deverá ser sujeita a confirmação com os nossos serviços.

Hydro Alumínio Portalex, S.A.

Sede:

Estrada de São Marcos. 23
2735-521 CACÉM - PORTUGAL

Tel.: (+351) 21 041 25 00

Fax: (+351) 21 041 25 28

Fax Comercial: (+351) 21 041 25 07

Actividades de Valor Acrescentado:

Lugar de São Carlos
2726-901 MEM-MARTINS - PORTUGAL

Tel.: (+351) 21 041 24 00

Fax: (+351) 21 921 66 21

CONTRIBUINTE Nº 500 396 361

REG. COMERCIAL DE SINTRA Nº: 1709

CAPITAL SOCIAL 1.483.850,00 €

www.hydro.com/extrusion/portugal



HYDRO