

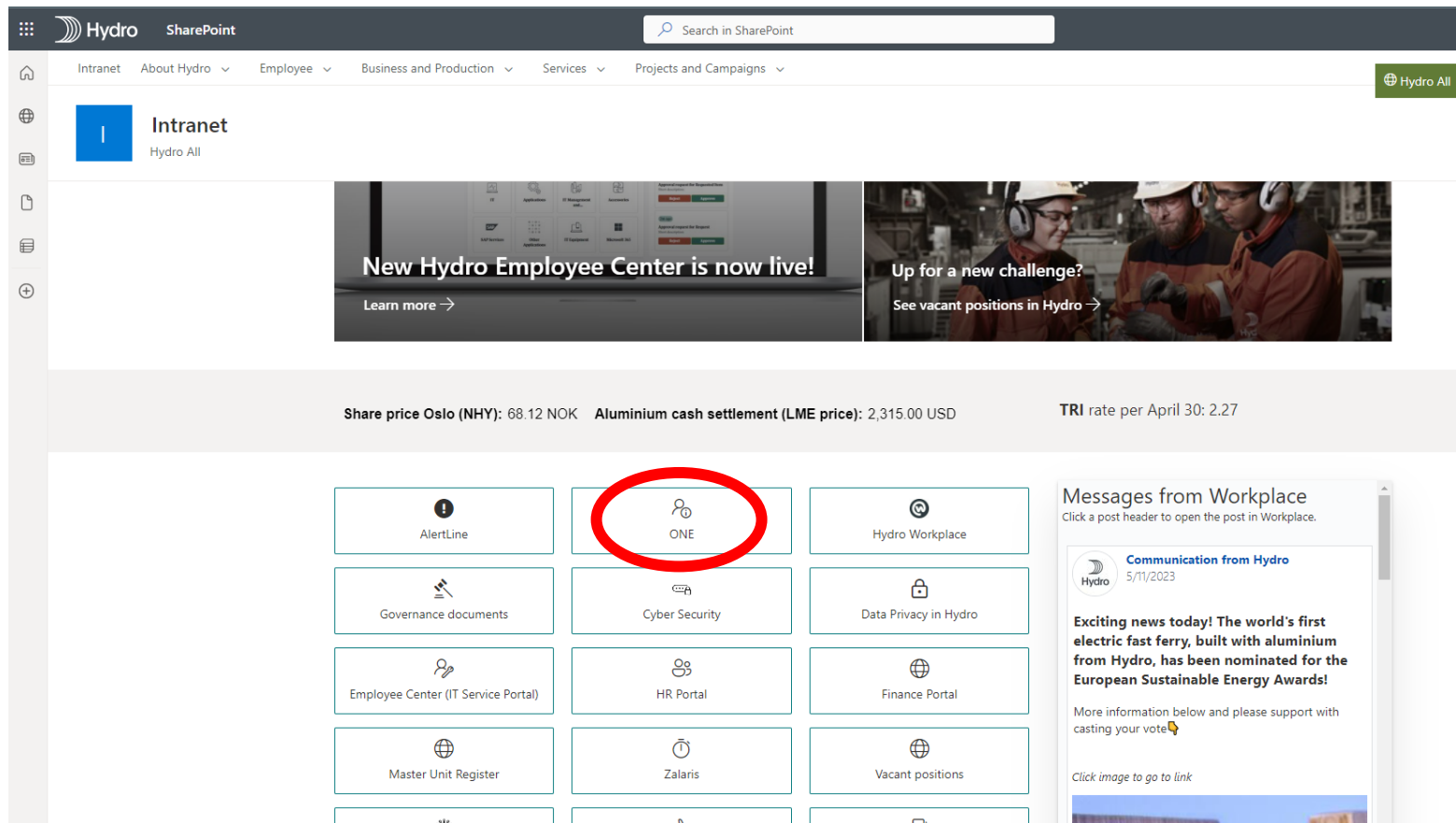


# LinkedIn Learning Access



# Open the Intranet

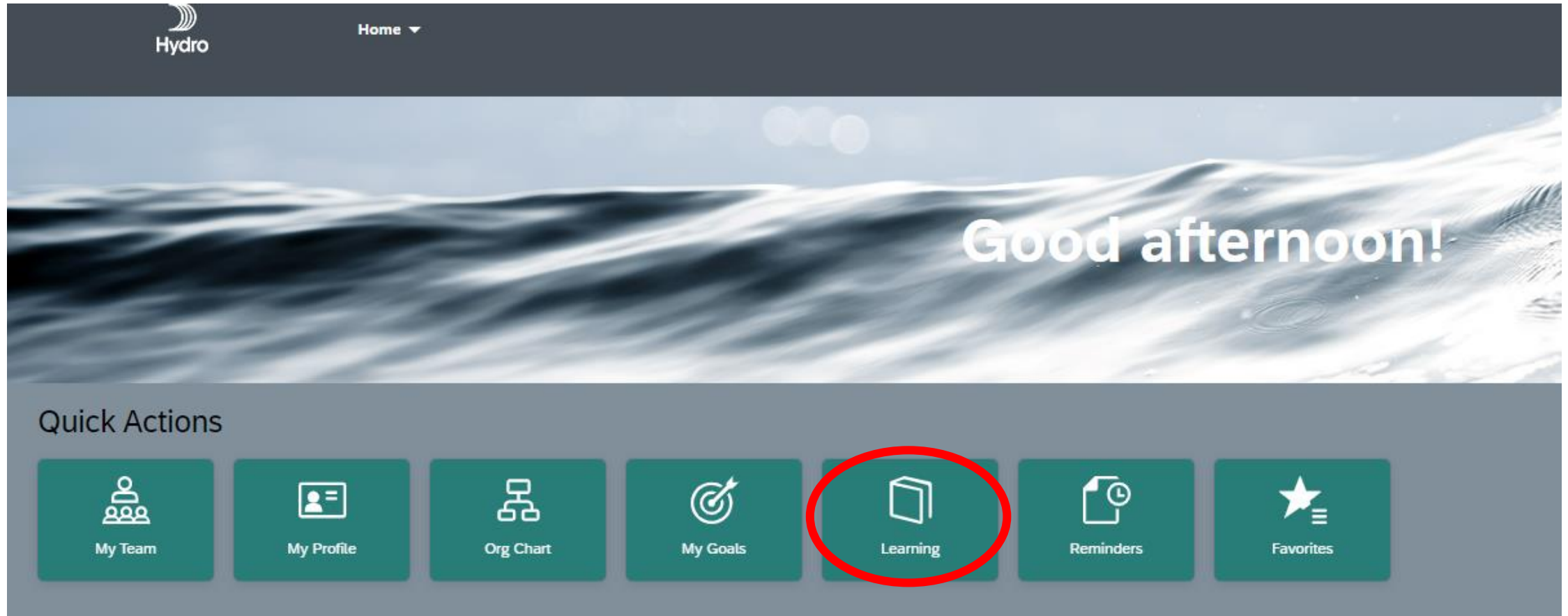
- Click on the website: <https://nhy.sharepoint.com/sites/Intranet/>
- Click on ONE



The screenshot shows the Hydro Intranet SharePoint site. The top navigation bar includes the Hydro logo, 'SharePoint', and a search bar. Below the navigation bar, there are several menu items: 'Intranet', 'About Hydro', 'Employee', 'Business and Production', 'Services', and 'Projects and Campaigns'. A 'Hydro All' button is visible in the top right corner. The main content area features a banner with two promotional tiles: 'New Hydro Employee Center is now live!' and 'Up for a new challenge? See vacant positions in Hydro'. Below the banner, there is a section for market data: 'Share price Oslo (NHY): 68.12 NOK', 'Aluminium cash settlement (LME price): 2,315.00 USD', and 'TRI rate per April 30: 2.27'. The main content area is divided into a grid of service tiles and a 'Messages from Workplace' section. The 'ONE' tile, which represents the Intranet, is circled in red. The 'Messages from Workplace' section contains a communication from Hydro dated 5/11/2023, titled 'Exciting news today! The world's first electric fast ferry, built with aluminium from Hydro, has been nominated for the European Sustainable Energy Awards!'. Below the communication, there is a link to 'Click image to go to link'.

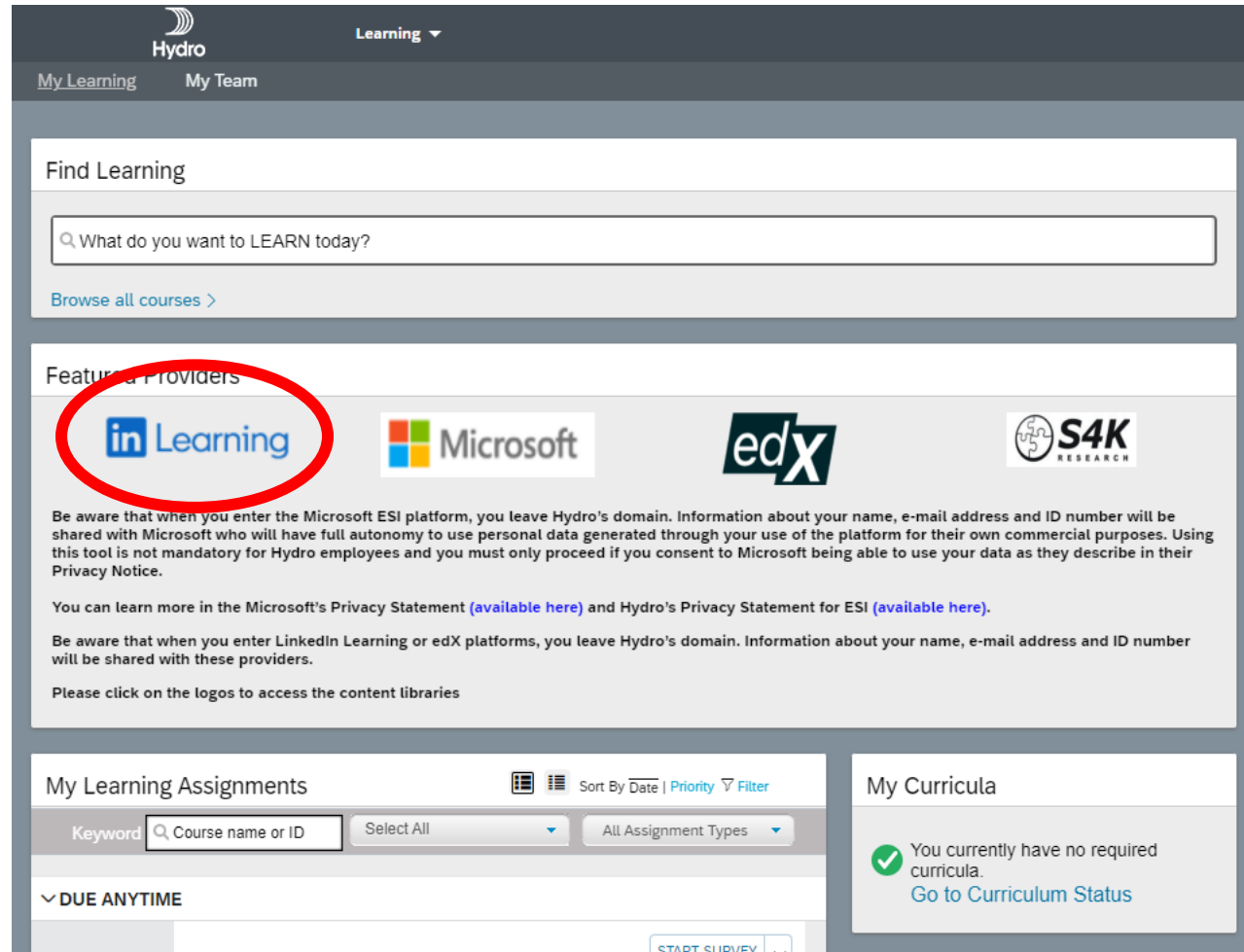
# Enter ONE

- On the homepage at ONE, select Learning



# Select LinkedIn Learning

- Under My Learning, select LinkedIn Learning




The screenshot shows the Hydro Learning interface. At the top, there is a navigation bar with the Hydro logo, a "Learning" dropdown menu, and links for "My Learning" and "My Team". Below this is a "Find Learning" section with a search bar containing the placeholder text "What do you want to LEARN today?" and a link to "Browse all courses >".

The "Featured Providers" section displays logos for LinkedIn Learning, Microsoft, edX, and S4K Research. The LinkedIn Learning logo is circled in red. Below the logos, there is a disclaimer: "Be aware that when you enter the Microsoft ESI platform, you leave Hydro's domain. Information about your name, e-mail address and ID number will be shared with Microsoft who will have full autonomy to use personal data generated through your use of the platform for their own commercial purposes. Using this tool is not mandatory for Hydro employees and you must only proceed if you consent to Microsoft being able to use your data as they describe in their Privacy Notice. You can learn more in the Microsoft's Privacy Statement (available here) and Hydro's Privacy Statement for ESI (available here). Be aware that when you enter LinkedIn Learning or edX platforms, you leave Hydro's domain. Information about your name, e-mail address and ID number will be shared with these providers. Please click on the logos to access the content libraries".

At the bottom, there are two panels: "My Learning Assignments" and "My Curricula". The "My Learning Assignments" panel includes a search bar for "Course name or ID", a "Select All" dropdown, and an "All Assignment Types" dropdown. Below this, there is a section for "DUE ANYTIME" and a "START SURVEY" button. The "My Curricula" panel shows a green checkmark and the text "You currently have no required curricula. Go to Curriculum Status".

# Enter LinkedIn Learning

- Create an account if you don't have LinkedIn
- If you have LinkedIn, enter your credentials



in LEARNING

## LinkedIn


m\*\*\*\* Change

LinkedIn Learning is connected to your LinkedIn profile, enter your LinkedIn password

Use your LinkedIn password Show

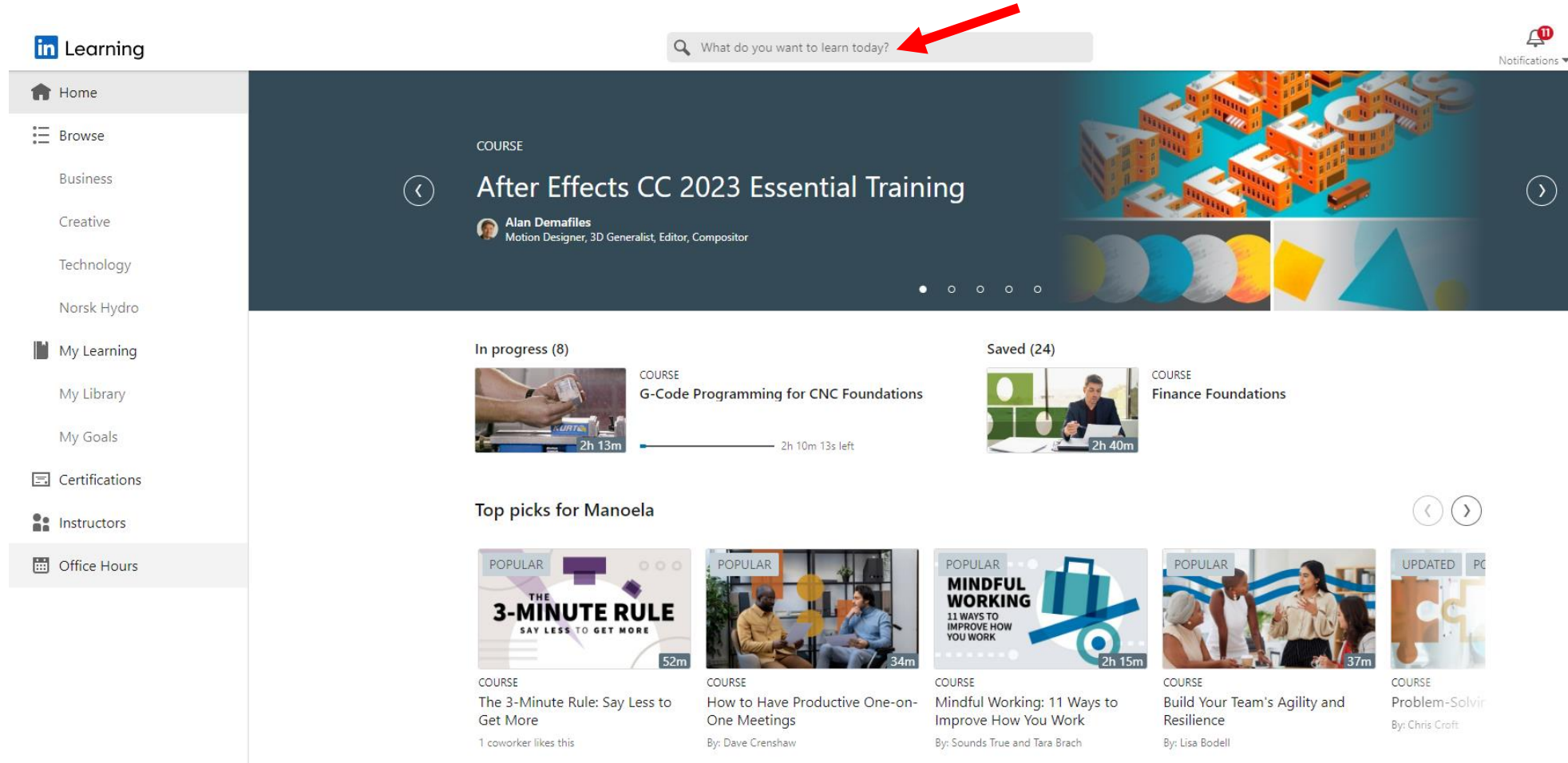
Continue

[Forgot password?](#)

 [Sign in with a one-time link](#)

# Search for Courses

- When you enter LinkedIn Learning, you have a multitude of courses ready for you
- Search in the search bar for any subjects you would like to learn about



The screenshot displays the LinkedIn Learning homepage. At the top, the 'in Learning' logo is on the left, and a search bar with the placeholder text 'What do you want to learn today?' is in the center. A red arrow points to the search bar. On the right, there is a notification bell icon with a red '11' badge and the text 'Notifications'. Below the search bar is a large banner for the course 'After Effects CC 2023 Essential Training' by Alan Demafiles, with a background image of colorful 3D buildings. A left navigation menu is visible on the left side, listing options like Home, Browse, Business, Creative, Technology, Norsk Hydro, My Learning, My Library, My Goals, Certifications, Instructors, and Office Hours. Below the banner, there are sections for 'In progress (8)' and 'Saved (24)' courses. The 'In progress' section shows 'G-Code Programming for CNC Foundations' with a progress bar. The 'Saved' section shows 'Finance Foundations'. Below these is a 'Top picks for Manoela' section with five course cards: 'The 3-Minute Rule: Say Less to Get More', 'How to Have Productive One-on-One Meetings', 'Mindful Working: 11 Ways to Improve How You Work', 'Build Your Team's Agility and Resilience', and 'Problem-Solving'. Each card includes a 'POPULAR' or 'UPDATED' badge, a course title, and a duration.



**Hydro**